

## **KINEMATIC ARTIFACT DETECTION REPORT**

**Prepared for: ARIZONA SENATE**

**Report Scope: Preliminary – Maricopa County Update**

**Date of Report: As of September 14, 2021**

**Prepared by: Tesla Laboratories, LLC**


Tesla Laboratories' Kinematic Artifact Detection systems have discovered numerous questionable election management and performance activities that went on during the 2020 election. Most, if not all, reveal equal protection under the law, in various areas, was not considered in Maricopa County Arizona's 2020 general election process.

For the sake of absolute confirmation of each finding Tesla has expanded our work to additionally deploy two further cross confirming PKAD systems. These systems are designed to reconfirm each of the individual findings herein. Tesla's cross-confirmation systems were developed out of necessity as findings were discovered. The findings reveal serious election management, performance, and reliability issues. We agreed with the Arizona Senate our findings would be 100% transparent and all findings regarding our Kinematic Artifact Detection work for Maricopa County, Arizona would be made available to the public.

Therefore, to honor each of the Maricopa County Voters who may have been compromised and their vote not treated equally under the law, we have taken these additional steps to cross-confirm each finding and as a result therefore this report is "pass one" of what is now a "three pass" (cross-confirmation) system.

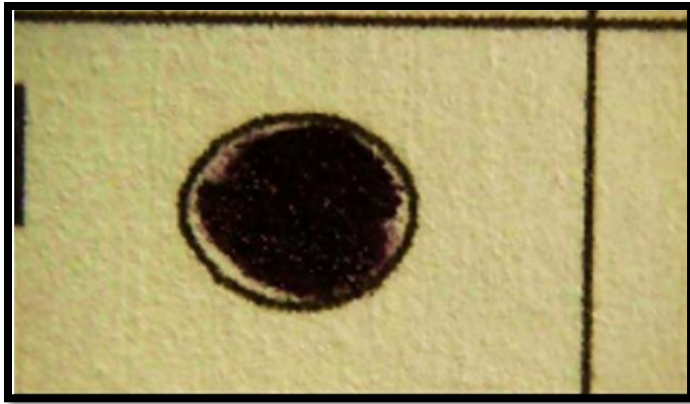
This Kinematic Artifact Detection Report is presented here in step-by-step progression starting with the top of the ballot. Since we are a forensic image investigation<sup>1</sup>, we will present the correct image findings and marker first, then a marked-up proof file of issues, problems, and illegal acts; followed up by a very brief synopsis of findings in the category presented.

We conduct our investigation base on two type of images (1) A Quad Image, and a (2) Full Ballot Image Front and Back




*Figure 1 This is a PKAD Forensic Microscopy QUAD image which in a zoomed format investigates ballot paper, hand or machine marked images, print cover levels, color levels, MIC coding and ballot print calibration*


<sup>1</sup> SEE Pulitzer Kinematic Artifact Detection Program – Scientific Reader



*Figure 2 This is a correct, legal, compliant, and official Runbeck ballot which features a Human marked Presidential Voted oval*



*Figure 3 This is a correct, legal, compliant, and official Runbeck ballot paper stock which appears with the correct embedded MIC codes (yellow dots)*



*Figure 4 This is a correct, legal, compliant, and official Runbeck ballot print saturation for both black ink and color ink (notice solid lines, true saturation, and intensity)*




Figure 5 This is a correct, legal, compliant, and official Runbeck ballot print calibration mark (looking through the front of the ballot to the back of the ballot. Notice the target - + - aligns perfectly with the cross hairs of the sighting oculus)

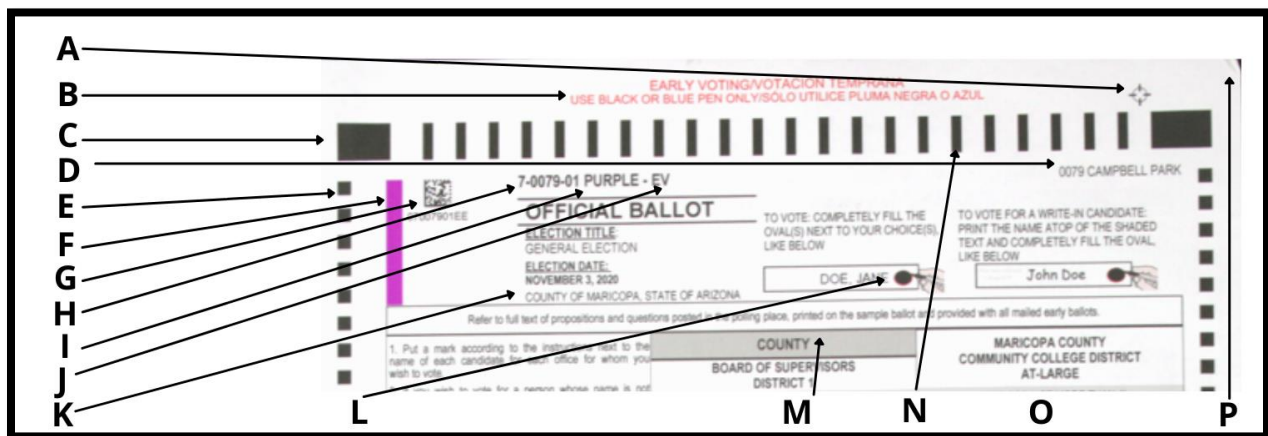


Figure 6 PKAD Computer Vision Inspection Data Points (Enlarged version on following page)

From an official, legal, and compliant standpoint the follow are the items we inspect, monitor, verify and assure are present in what is to be deemed an official mail-in Runbeck legal 2020 Maricopa County, Arizona Ballot

- A: This is where we verify the calibration (registration) of the printer which printed the ballot. We also use this as a unique marker measured on the micron scale to identify the “fingerprint” of the printing machine at the time of printing the ballot
- B: Each official, legal, and compliant Runbeck mail-in ballot has red printing of a certain font and style at the header and footer of the ballot and such color is displayed on both sides of the ballot front and back
- C: Each official, legal, and compliant Runbeck mail-in ballot has certain timing marks, calibration zones, specific measurements, top and bottom calibration zones, ID marks and other patterns to be recognized and measured
- D: Each ballot lists the precinct-by-precinct number and precinct name



- E: Each official, legal, and compliant Runbeck mail-in ballot has certain timing marks, calibration zones, specific measurements, top and bottom calibration zones, ID marks and other patterns to be recognized and measured
- F: Certain ballots have UNIQUE color coding represented by a vertical color bar
- G: Each ballot has cross confirmed unique codes
- H: Each ballot has additional ID marks which are used to confirm authenticity of each ballot
- I: Each ballot has a corresponding WORD CODE which matches the UNIQUE COLOR CODE BAR
- J: Each ballot has a “type” designate which labels the type of ballot. This example is EV for Early Vote (mail-in)
- K: Each ballots has specific title and date designations
- L: This (red outline slightly off-set around the black oval) we use to measure the exactness of properly printed registration
- M: Each official, legal, and compliant Runbeck mail-in ballot utilizes the full spectrum of the Kodak Gray Scale
- N: Each official, legal, and compliant Runbeck mail-in ballot has certain timing marks, calibration zones, specific measurements, top and bottom calibration zones, ID marks and other patterns to be recognized and measured
- O: Each official, legal, and compliant Runbeck mail-in ballot have certain design features, layout, and patterns overall and are adjusted per precinct
- P: Each official, legal, and compliant Runbeck mail-in ballot utilizes approved, certified, and detectable official ballot paper

Although other very important layout items and cross checks occur to assure the integrity, validity, and usability of an Official Runbeck, the above items are the core of our kinematic artifact detection forensic inspection system<sup>2</sup>.

---

<sup>2</sup> SEE Pulitzer Kinematic Artifact Detection Program – Scientific Reader

**A** **EARLY VOTING VOTATION CENTER**

**B** **USE BLACK OR BLUE PEN ONLY. SOLO UTILICE PLUMA NEGRO O AZUL.**

**C** **7-0079-01 PURPLE • EV**

**D** **0079 CAMPBELL PARK**

**E** **OFFICIAL BALLOT**

**F** **TO VOTE COMPLETELY FILL THE OVAL(S) NEXT TO YOUR CHOICE(S) LINE BELOW**

**G** **TO VOTE FOR A WRITE-IN CANDIDATE: PRINT THE NAME ATOP OF THE SHADED TEXT AND COMPLETELY FILL THE OVAL LINE BELOW**

**H** **7-0079-01 PURPLE • EV**

**I** **7-0079-01 PURPLE • EV**

**J** **7-0079-01 PURPLE • EV**

**K** **7-0079-01 PURPLE • EV**

**L** **7-0079-01 PURPLE • EV**

**M** **7-0079-01 PURPLE • EV**

**N** **7-0079-01 PURPLE • EV**

**O** **7-0079-01 PURPLE • EV**

**P** **7-0079-01 PURPLE • EV**

**1. Fill a mark according to the instructions next to the name of each candidate. To mark, circle for whom you wish to vote.**

**Refer to list of propositions and questions posted in the voting place, printed on the sample ballot or provided with all mailed early ballots.**

**COUNTY OF MARICOPA, STATE OF ARIZONA**

**DOE, JANE**

**John Doe**

**COUNTY BOARD OF SUPERVISORS DISTRICT 1**

**MARICOPA COUNTY COMMUNITY COLLEGE DISTRICT AT-LARGE**

## WHAT OUR SYSTEMS IDENTIFY AS A COUNTERFIT BALLOTS DETECTED

Ballots exist, in system, which do not meet specific criteria. When certain criteria are not met there are only the following possibilities:

- Unauthorized color printing and casting of ballots of what appear to be official ballots was conducted – this could indicate the Runbeck subcontracted some portion of its ballot printing contract to outside sources, but failed to report such
- Color Official Ballots were, in an unofficial and non-compliant manner, duplicated using a color duplication process versus the official Runbeck printers
- Ballots presented as legitimate were not printed within the United States of America and were shipped in from a country not compliant with US legal requirements for MIC encoding (otherwise known as CPS Codes – Counterfeit Protection System Codes and/or PCS – Printer Stenography Codes). MIC codes are standard in all commercial printing machines and most consumer machines but are not found on obsolete printers and foreign not for import printing presses and machines.<sup>3</sup>

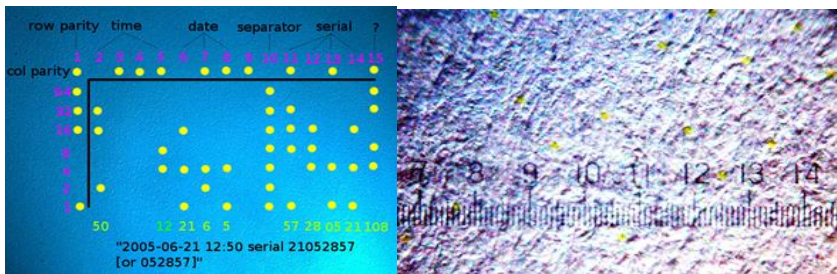


Figure 7 Official MIC Code Explainer




Figure 5 MIC Codes at the micron detection scale






Figure 8 100% Confirmed MIC Within PKAD Systems


<sup>3</sup> SEE Pulitzer Kinematic Artifact Detection Program – Scientific Reader



*Figure 9 Our PKAD SYSTEMS have detected Counterfeit Color Ballots – No MIC Encoding Detected, Incorrect Paper Standard and Off Repeatable Printer Pattern Detected*



*Figure 10 This is a close up of Figure 9 natively and no MICS are present*



*Figure 11 PKAD should detect MIC like these shown in this example*






Figure 12 IF the ballot shown in Figure 9 were to have MICs present our PKAD systems would map them and identify. The close up in PKAD System shows no MICs present (right side image)




Figure 13 PKAD Systems show this counterfeit ballot to be out of calibration and the calibration mark used as a fingerprint repeat in numerous ballots




Figure 14 Various Items To Cross Confirm 100% Legal Ballots




Figure 15 Ballot Failing MIC Code Confirmation and Calibration – Counterfeit Ballot Detected

Our PKAD Systems have detected potentially counterfeit color ballots in system, which are the current rate they are being identified and cross confirmed may end of being in excess of 12,000 individual ballots.

## UNAUTHORIZED BALLOT PAPERS DETECTED

These are the Maricopa County Official Papers used for all ballots (Printed by Runbeck or used in Ballot on Demand systems). These are the forensic images of the actual ballot papers which have been confirmed by Maricopa County as the only papers authorized to be used and to work properly with its voting systems<sup>4, 5, 6, 7</sup> (Rolland Opaque and Vote Secure Specimens - Specimen 1 – RO-TWS80, Specimen 2 – RO-TWS100, Specimen 3 – VIJ-100, Specimen 4 – VIJ -GR-80)



Figure 1 Authorized Maricopa Specimen 1



Figure 2 Authorized Maricopa Paper Specimen 2




Figure 3 Authorized Maricopa Specimen 3



Figure 4 Authorized Maricopa Paper Specimen 4

PKAD Systems have detected a significant use of “**unauthorized ballot papers**” which do not meet the official statements of Maricopa County Election officials as the types of voting papers utilized. We

<sup>4</sup> Maricopa County uses several different types of printers to ensure voters have the ability to cast a ballot in the way that works for them. No matter the mode in which a voter casts a ballot, all counted ballots are printed on VoteSecure paper. <https://www.azdemsld1.com/post/just-the-facts-from-the-maricopa-county-elections-dept>

<sup>5</sup> <https://content.govdelivery.com/accounts/AZMARIC/bulletins/2e47605>

<sup>6</sup> <https://www.westernjournal.com/az-audit-revelation-wrong-paper-used-ballots-confirm-sharpienate-according-az-sen-president/>

<sup>7</sup> SEE Pulitzer Kinematic Artifact Detection Program – Scientific Reader



consider the authorized papers to be VoteSecure paper specifically defined for use with the Democracy Suite ImageCast Printing and Finishing Specifications.<sup>8</sup> VoteSecure papers as defined by Dominion Voting Systems are:

**2.4 Approved Ballot Paper Stocks - Version: 5.11-CO:1 3 5/31/2019 Democracy Suite® ImageCast® Printing and Finishing Specifications**

*The optimal paper base for all ballot types and all scanners except the DRS Photoscribe platform, is Rolland Opaque 100# Text. Rolland Opaque is specialty paper with high levels of recycled content, high consistency, low defects, and greater quality control than other commercial papers. This elevated quality reduces potential problems with printing and improves scanning performance. Also of note, it is produced at the leading specialty paper plant in North America for stainability and recycling, and the only North American plant whose energy source is landfill methane. There are 3 types of Rolland Opaque 100# Text customized for ImageCast® and specific print technologies:*

- *Rolland Opaque 100# Text: the base paper for use in offset presses.*
- *Vote Secure SL: the base paper with a treatment improving the adhesion of xerographic toner.*
- *Vote Secure IJ: the base paper with a treatment improving ink density and fastness for commercial ink jet presses, as well as improving the sliding resistance of the ballots to meet specification. Vote Secure IJ 100# Text is the only paper qualified for use in ink jet presses.*

*The optimal paper stock for the DRS Photoscribe platform is Rolland Opaque 80# Text. Outside North America, only Rolland Opaque 100# Text is qualified for use. The full list of North American papers approved for manufacturing ImageCast® ballots is provided in Table 2.1.*

Manufacturer	Type	Weight	Color/Finish	Comments
Rolland Enterprises Inc	Rolland Opaque and Vote Secure SL, IJ, GR	100# Text	Low Brightener, Smooth Finish	Optimal choice. 30% Post consumer fiber, BioGas, EcoLogo, FCS Mixed Sources
	Rolland Opaque	80# Text	Bright White, Smooth Finish	DRS only, 30% Post consumer fiber, BioGas, EcoLogo, FCS Mixed Sources
International Paper	Accent Opaque	100# Text	Smooth	Not recommended for ink jet printing, FCS Forest Management


**Table 2-1: Text and Paper Stocks Approved for ImageCast® Ballots**

<sup>8</sup> <https://www.sos.state.co.us/pubs/elections/VotingSystems/DVS-DemocracySuite511/documentation/SD-IC-PrintingSpecification-5-11-CO.pdf>

*No other papers are qualification for use with ImageCast®. In cases where alternatives are requested, Dominion may perform an additional qualification testing.*

### **Our PKAD Systems currently project unauthorized, non-compliant, possibly voted reading and counting ballot paper to exceed 15% of all ballots cast in the 2020 Maricopa General Election**

Per voting systems and official ballot printing specifications, utilizing the wrong ballot paper can affect the actual count and function of the voting systems. Ballot papers are designed to read, reflect, and not allow bleed through votes<sup>9, 10, 11, 12</sup> to exacting specifications.<sup>13, 14, 15, 16</sup> More than 1 out of every 10 ballots cast in Maricopa County were compromised this way. The following are partial example of identified and unauthorized papers in use in Maricopa County:



<sup>9</sup> No other papers are qualification for use with ImageCast®

<sup>10</sup> Print quality: Clean and well-printed images, with sharply defined edges, accurately reproducing the ballot artwork. Ink density must be uniform across the ballot and should be free from smudges, mist, spray, spots, hickies, voids or other stray marks. No visible set-off, ghosting or bleedthrough. TESLA LABORATORIES LLC PULITZER | PKAD REPORT- MARICOPA COUNTY PRELIM © 2021

<sup>11</sup> VoteSecure paper is utilized, it's actually a thick paper, it has a special coding (coating) on it that helps make sure there isn't bleed-through. Based on our discussions to paper experts they specifically state that that paper is thick enough that it wouldn't bleed-through

<sup>12</sup> ...include specifications for ballot materials to ensure that vote selections are read from only a single ballot at a time, without detection of marks from multiple ballots concurrently (e.g., reading of bleed-through from other ballots).

[https://www.eac.gov/sites/default/files/eac\\_assets/1/28/Voting\\_System\\_Standards\\_Volume\\_1.pdf](https://www.eac.gov/sites/default/files/eac_assets/1/28/Voting_System_Standards_Volume_1.pdf)


<sup>13</sup> <https://www.rollandinc.com/sustainable-papers/security-profile/>

<sup>14</sup> Rolland VoteSecure SL GR White. At this time, the paper can only be purchased from Dominion, the company that makes the new voting equipment.

[https://www.habershamga.com/files/Meeting2612\\_Report%20to%20Commissioners%20on%20Implementation%20of%20New%20Voting%20Machines.pdf](https://www.habershamga.com/files/Meeting2612_Report%20to%20Commissioners%20on%20Implementation%20of%20New%20Voting%20Machines.pdf)

<sup>15</sup> Volume I — Performance Standards -The ballot conforms to vendor specifications for type of paper stock, weight, size, shape, size and location of punch or mark field used to record votes, folding, bleed through, and ink for printing if paper ballots are part of the system

<sup>16</sup> SEE Pulitzer Kinematic Artifact Detection Program — Scientific Reader



- Initial detection suggests as many as (if not more – still under investigation) **10 different forms of unauthorized ballot papers** were used, all of which do not meet election guidelines
  - i. These unauthorized ballot papers are known to cause misreading of ballots, bleed through of voted ovals and can force excessive adjudication.
  - ii. Historic Maricopa County, Arizona (and national averages) shows adjudication rates show 2016 to be 1.1%<sup>17</sup> of total ballots cast 2018 to be 2.2%<sup>18</sup> of total ballots cast, and 2020 reflects a minimum (which actually may be higher) of 11.2%. This **represents a 1000+% increase in adjudication compared to 2016 and a 509% increase over 2018 adjudication rates**<sup>19</sup>

<sup>17</sup> <https://www.pewresearch.org/fact-tank/2020/11/10/most-mail-and-provisional-ballots-got-counted-in-past-u-s-elections-but-many-did-not/>

<sup>18</sup> <https://www.pewresearch.org/fact-tank/2020/11/10/most-mail-and-provisional-ballots-got-counted-in-past-u-s-elections-but-many-did-not/>

<sup>19</sup> [https://ballotpedia.org/Election\\_results\\_2020:\\_Analysis\\_of\\_rejected\\_ballots](https://ballotpedia.org/Election_results_2020:_Analysis_of_rejected_ballots)

- iii. Reports show mail-in ballot rejection rates being around 1% historically, 3% for first-time absentee ballot voters and as high as 6.5% in some states<sup>20</sup>
- iv. It is common among election results to consider 3% an abnormally high adjudication rate and cause for a complete adjudication process audit and investigation
- v. We believe the abnormally high vote adjudication process in Maricopa was significantly caused by non-compliant, unauthorized, and not official papers being used as ballots
- vi. This is a serious example of election malfeasance

---

<sup>20</sup> <https://www.newsmax.com/politics/ballot-rejection-rates-mail/2020/11/15/id/997128/>

## Out of Calibration Failure and Compromised Ballots




Figure 16 This is an example of a both a perfect calibration mark and a calibration of a Runbeck official mail-in ballot




Figure 17 This is a PKAD detected calibration so far out of calibration the target is almost completely hidden under the West sighting hash mark of the oculus

Our PKAD Systems currently estimate that 17% (or more) of the entire universe of the Maricopa County Ballots are compromised at the print calibration level. **355,226 ballots in this compromised position.**

**NOTE: Runbeck ballots are printed in an exacting calibrated printing system, however BOD (Ballot on Demand) is more than likely to be out of calibration. The out of calibration is a clear example of not maintaining the voting equipment properly and not having proper standards in conducting elections.**

PKAD Systems have identified, what can only be considered an egregious lack of standards, compliance, management oversight and protecting of a citizens vote within the calibration setting of the overall ballot printing.<sup>21</sup> **Our systems have detected an estimated 30% + of all the printed ballots out of normal, acceptable, and allowable machine calibration. Out of calibration printed ballots can cause votes to not be read correctly or to be artificially adjudicated.**

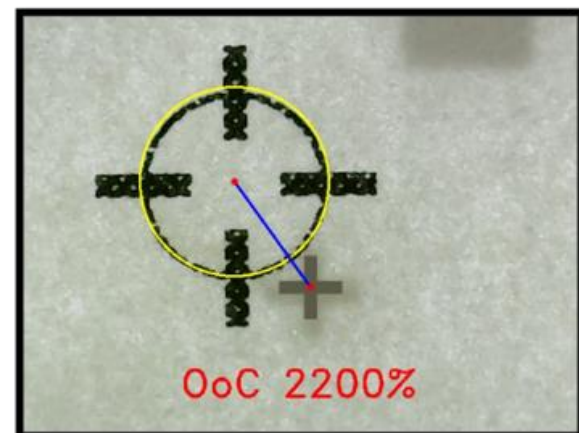
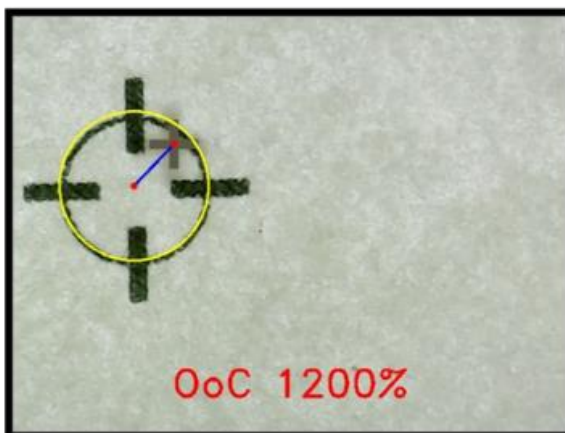




**Due to the sensitivity of ballot scanning devices, when ballots are misprinted, out of alignment or fed into vote scanning systems off center or askew, errors can occur thus forcing the adjudication of ballots. These errors can also be used to force adjudication of ballots when standards and procedures are ignored and used to create “forced adjudication” scenarios.**

**NOTE: Out of Calibration Ballot Printing when combined with out of compliance ballot paper and marker based marking devices can create the “illusion of over votes and marked out votes” by allowing “ghost ovals” to appear in the scan field. This may not necessarily cancel out any one vote, but it can cause an abnormally high adjudication rate to occur. History shows any adjudication rate in excess of 3% to be deemed highly suspect.**

---

<sup>21</sup> SEE Pulitzer Kinematic Artifact Detection Program – Scientific Reader





The following PKAD OoC Reports Charts are supplied at random for your review:

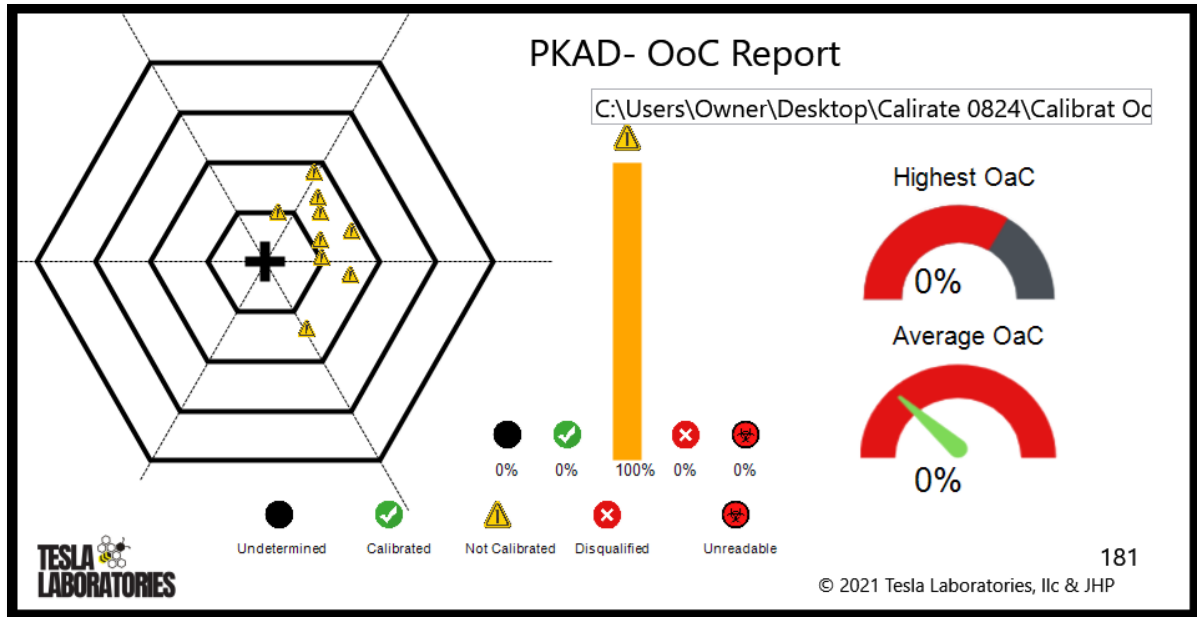


Figure 18 This PKAD OoC Report Chart represents one of the best instances of Ballot on Demand Printing Results. Note: There are no instances in the Correct Calibration Designation and at best yield "This machine needs calibration immediately" results

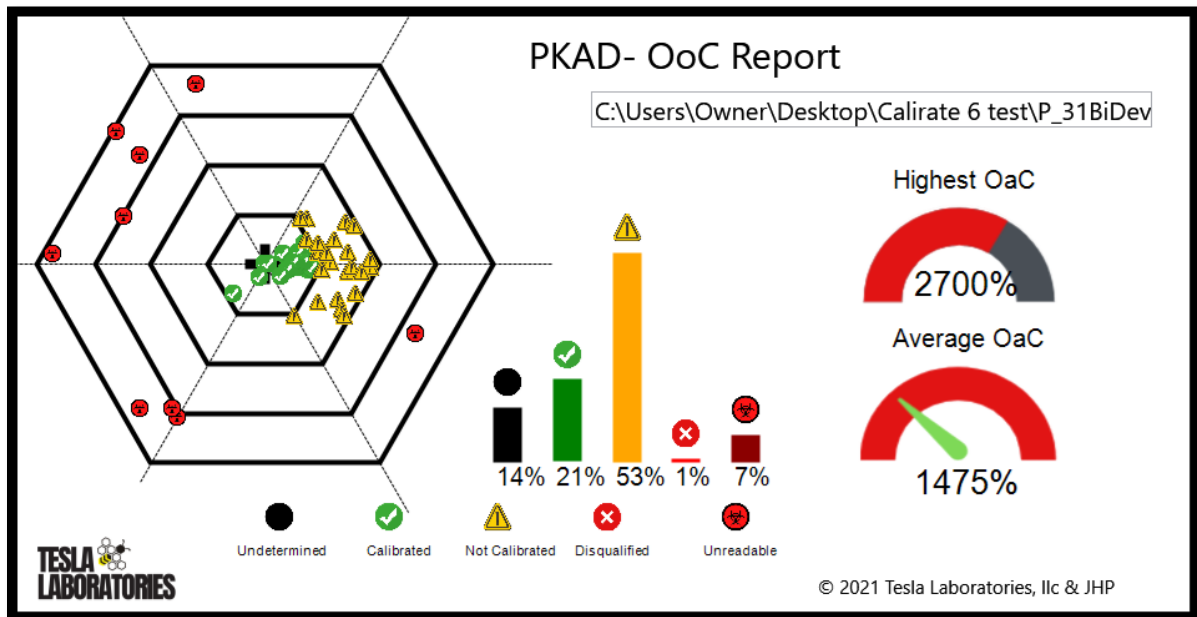


Figure 19 Black indicates that a calibration mark could not be read in the PKAD process. This occurs if the paper is not bearing calibrations marks or when any given photo may not be within focus range

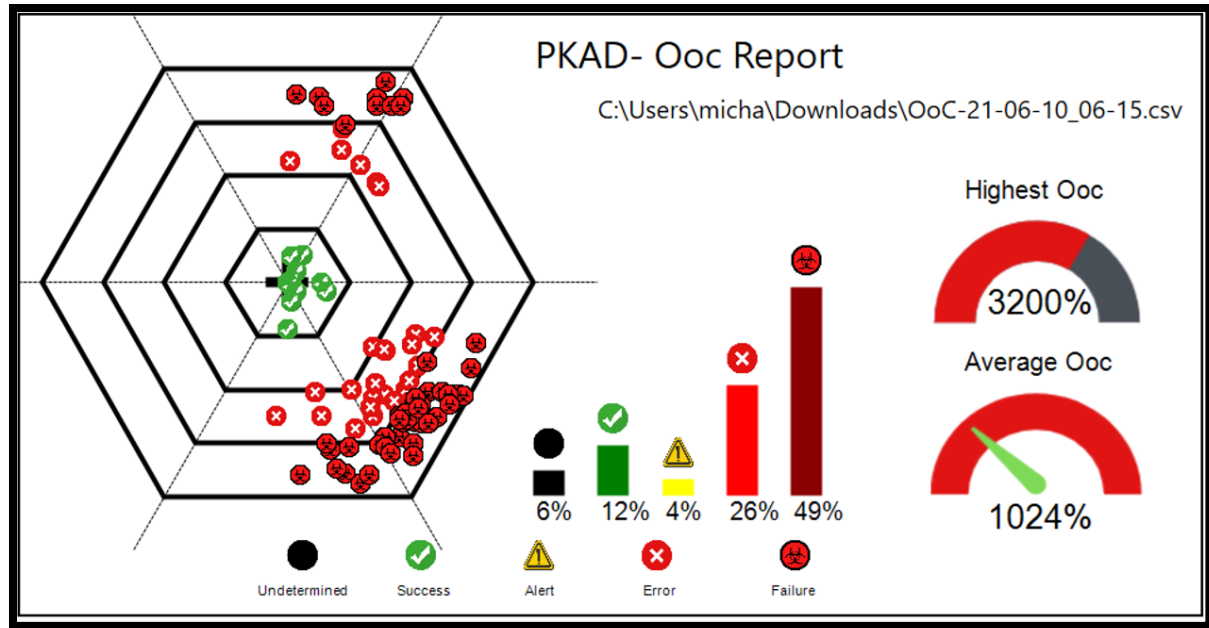


Figure 20 This PKAD OoC Report Chart shows 75% of the ballots printed by this machine egregiously exceed printing calibration allowances for the ballot to be read properly

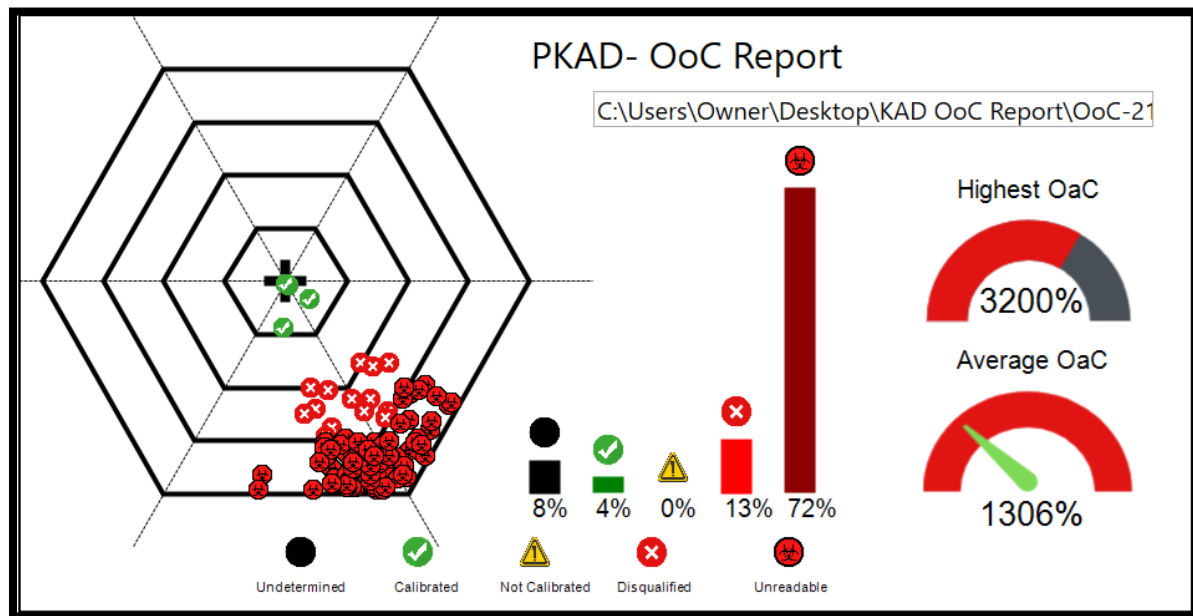


Figure 21 PKAD OoC Reports are designed to not only show out of calibration issues, but to show the migration issues. For example, in this chart 85% of the out of calibration shift on the back side of the ballot, when combined with incorrect and non-compliant ballot paper plus the use of a highly viscous marking instrument such as a Sharpie or marker – would result in a vote for a judge on the reverse of the ballot (top 1/5<sup>th</sup>) actually reading as an “over vote” or “marked out vote” in the Presidential voting oval on the front side of the same ballot. This correlates to 96% of a given vote for a particular judge on the back side of the ballot could cancel a specific President vote on the front side of the ballot.

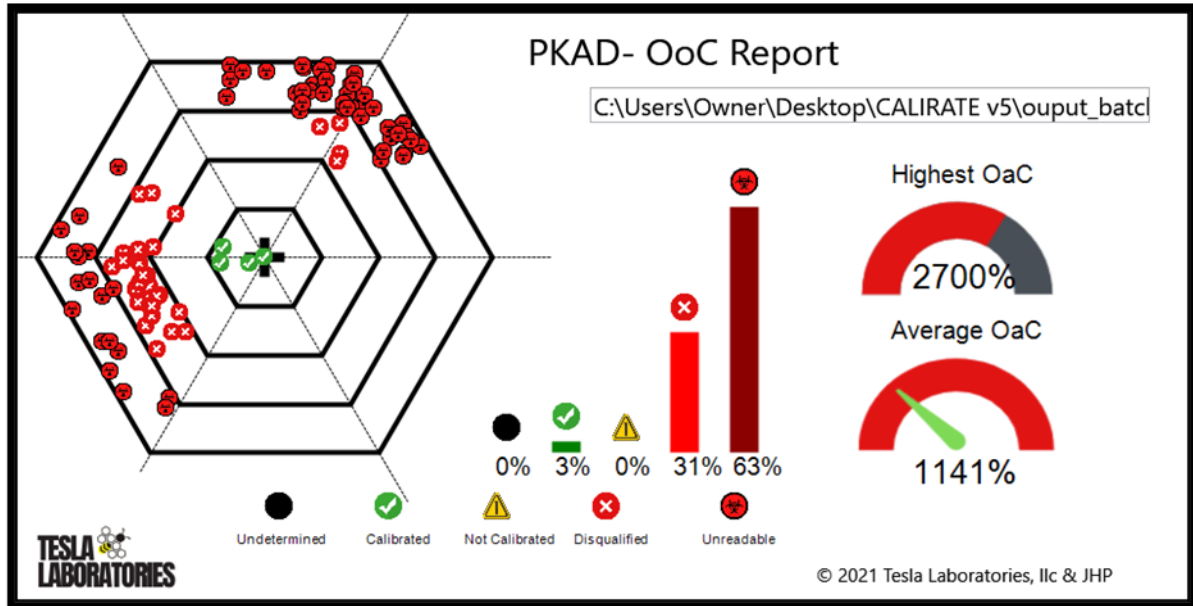
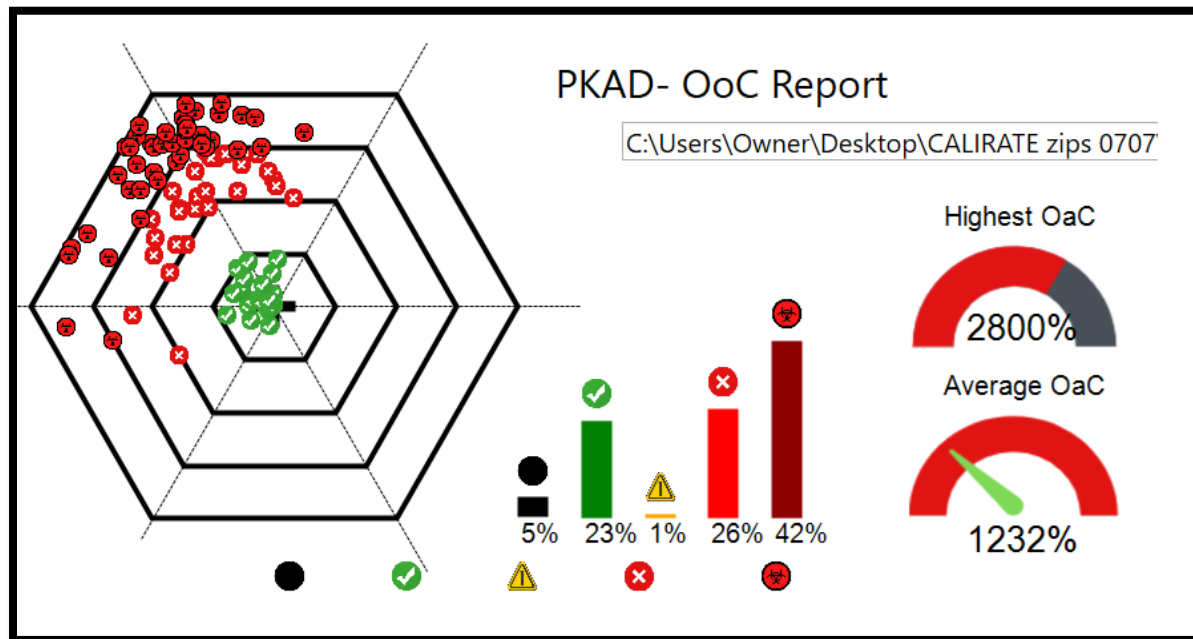
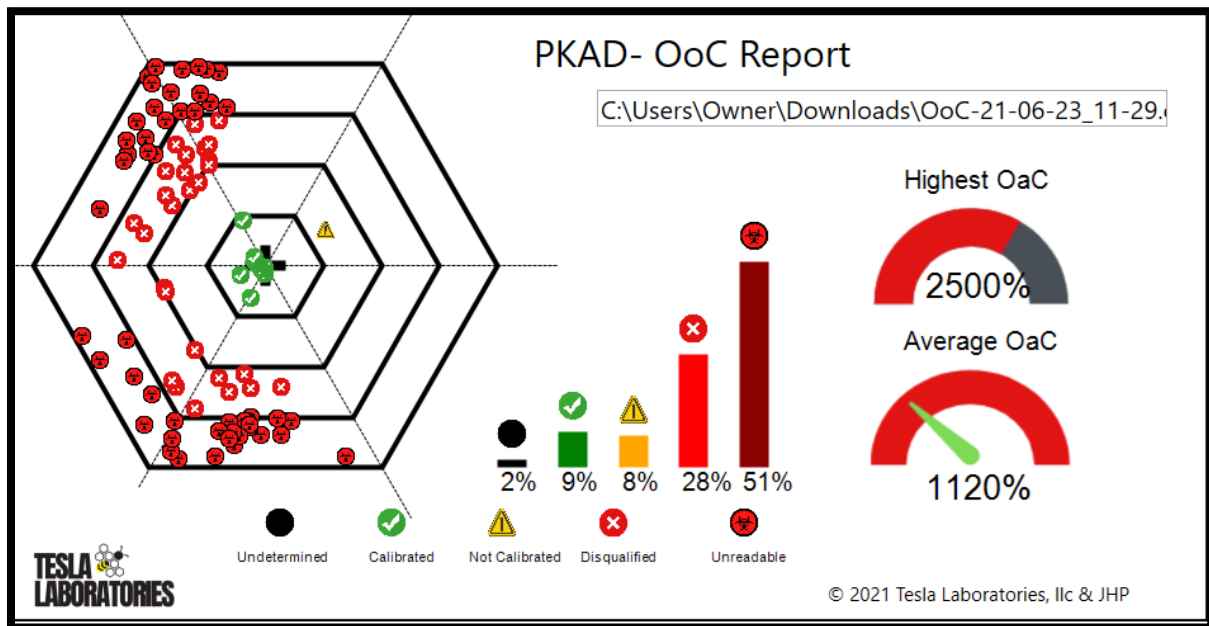
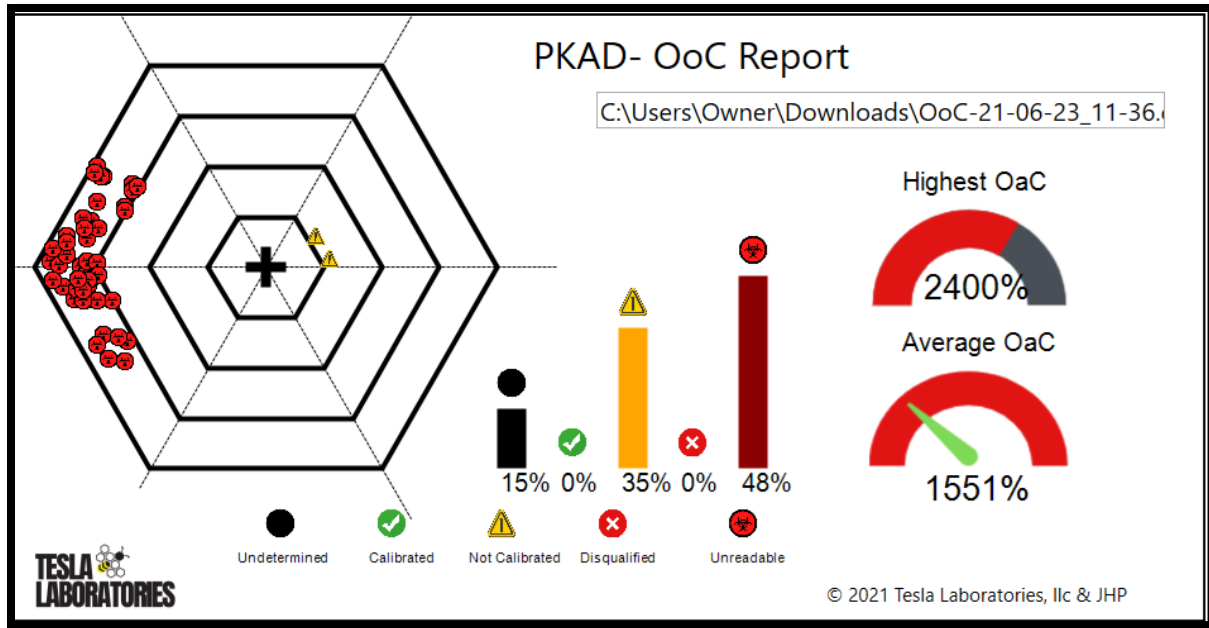
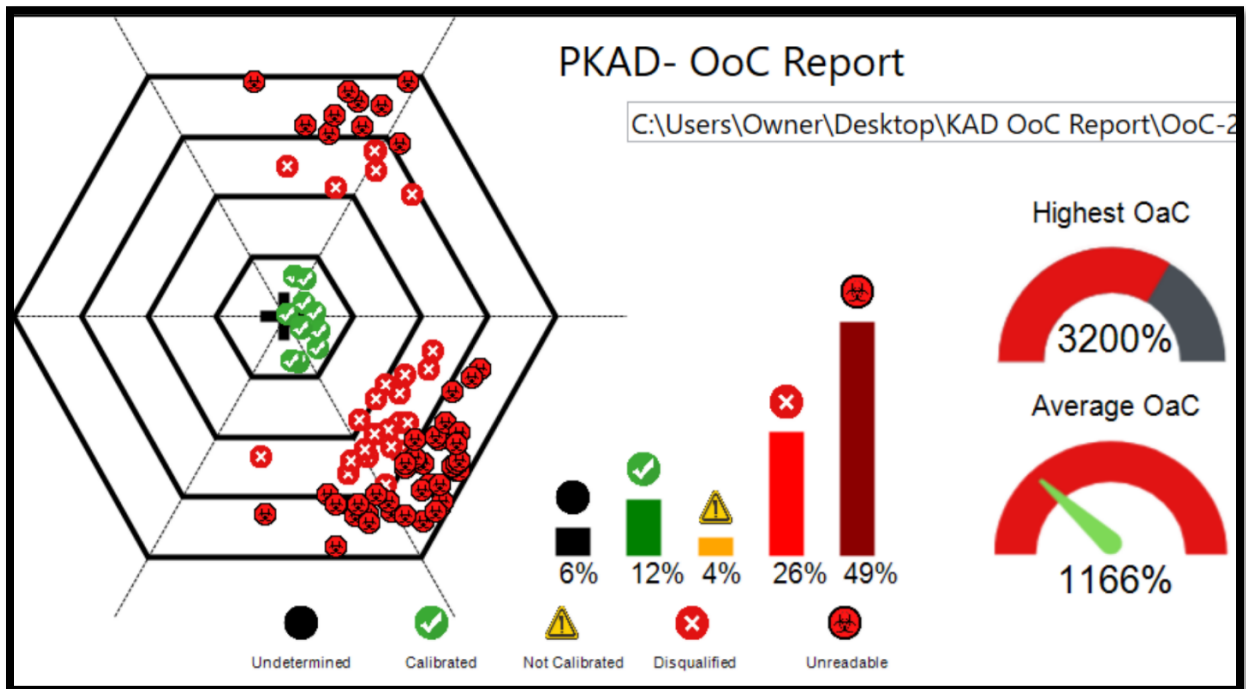
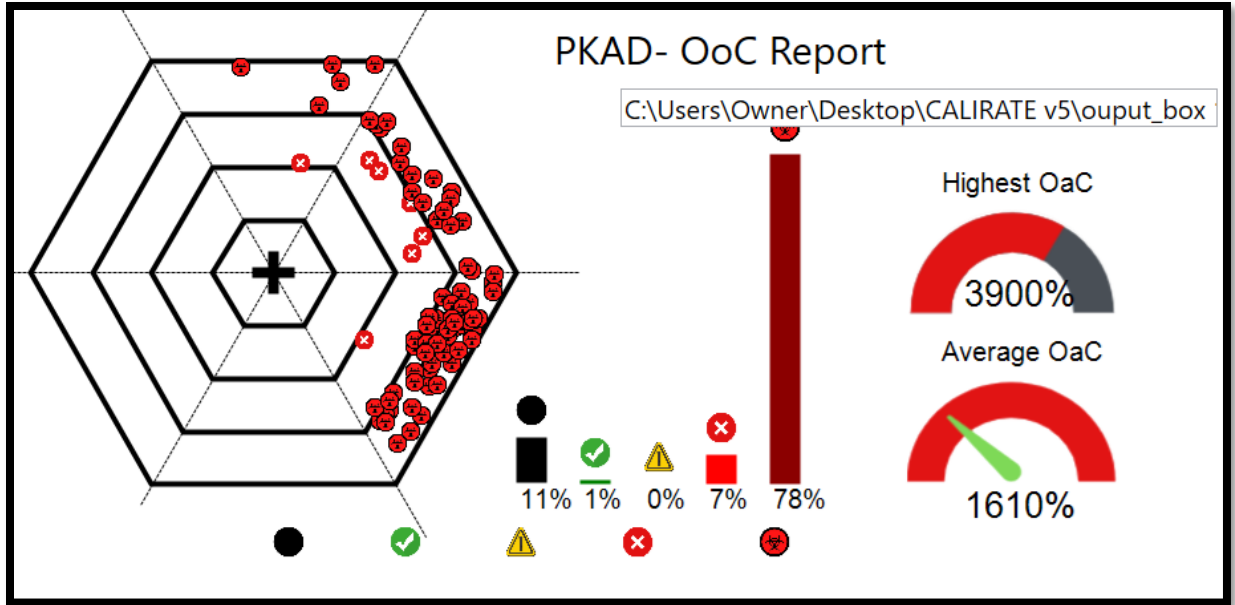


Figure 22 This PKAD OoC Report shows that a vote on the back side of an out of compliance ballot and writing device would allow certain votes on the back side to possibly over vote or cancel a vote on the front side which is just above and adjacent the oval on the front of the ballot





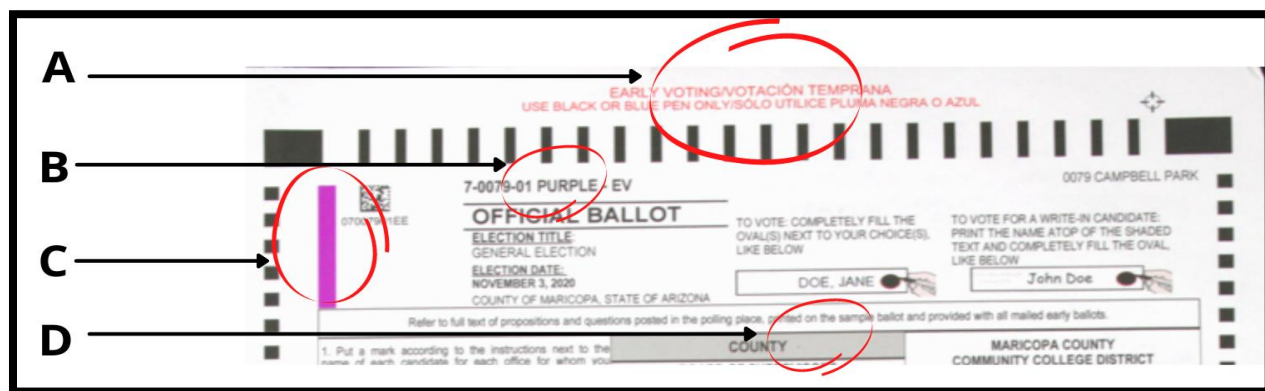




## CHROMA ROTATIONS

Each official, legal, and compliant Runbeck mail-in ballot utilizes specific color-coding mechanisms. These visual devices are displayed as true colors and word designates. The following is two specific examples of what our PKAD Systems look for in our digital forensic investigations:

### OFFICIAL, LEGAL, COMPLIANT RUNBECK MAIL-IN BALLOT:



A: We are confirming the ballot has proper size, font, and print density of red printing on the tops and bottom of the ballot

B: We are confirming the Word-based COLOR CODE on the ballot

C: We are confirming the VISUAL TRUE COLOR BAR of the ballot

D: We are confirming the gray scale variables of the ballot

### DUPLICATED/REPLACEMENT/COPIED BALLOT

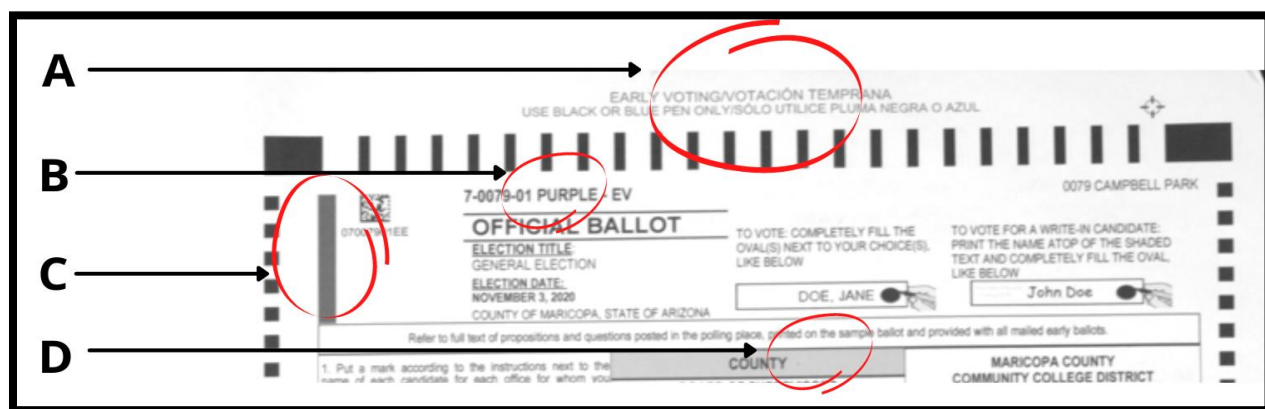


Figure 23 PKAD Color Ballot appearing in grayscale NOTICE (A) the red is now gray and (B) the word color designate is still PURPLE but (C) the color bar is now in grayscale and (D) the saturation level of the grayscale bar is frequency modified

There are varying reasons why a color-coded ballot may appear with color on the ballot. Those reason are as follows:

1. The ballot was duplicated for an Early In-Person Voter
2. The ballot was replaced/duplicated since the original ballot was spoiled
3. The ballot is a Precinct based Ballot on Demand reprint
4. Or the ballot has been illegally copied and inserted into the ballot stream

Official, Compliant and Legal Maricopa County have a “data rhythm.” Rhythm generally means a "movement marked by the regulated succession of strong and weak elements, or of opposite or different conditions". This general meaning of regular recurrence or pattern in time can be viewed and measured within our PKAD Systems. The chart below shows the official “color-coded-nature” of official Maricopa ballot. These instances are all tracked and measured by our PKAD Systems

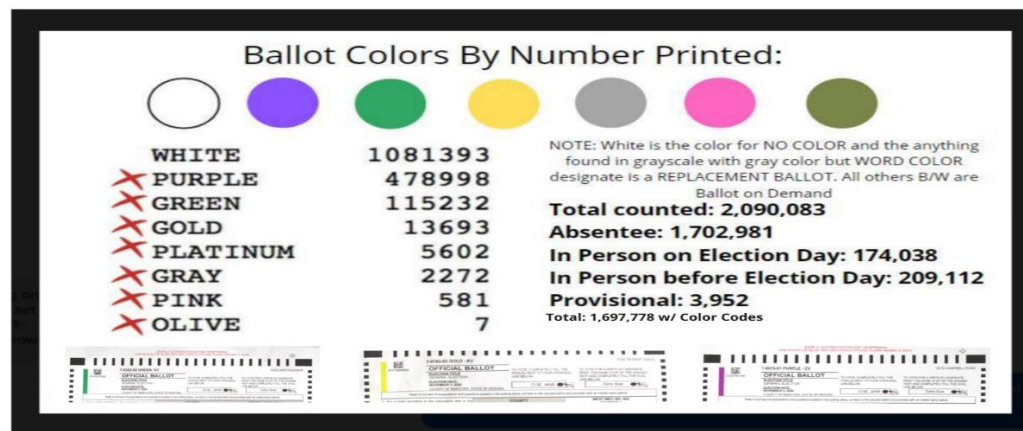


Figure 24 Color Coding by the Official Numbers

Currently our PKAD Systems are not detecting the color rotations and rhythms which match the official county published records (see Official numbers supplied by Maricopa County Arizona in Figure 24 above). There appear to be more copy or duplicated ballots in system then are allowed. When these duplicates cannot be matched to the “duplicate records” said ballots are considered to be “nefariously inserted counterfeit ballots” found in the system.

Our PKAD CHROMO Report is another way we cross confirm duplicate, batch loaded and fraudulent ballots in system. By examining the ballots for indications of color we are able to create “match counts” for all color ballots, special coded ballots and ballots which indicate color via word codes, but do not exhibit color printing visually.

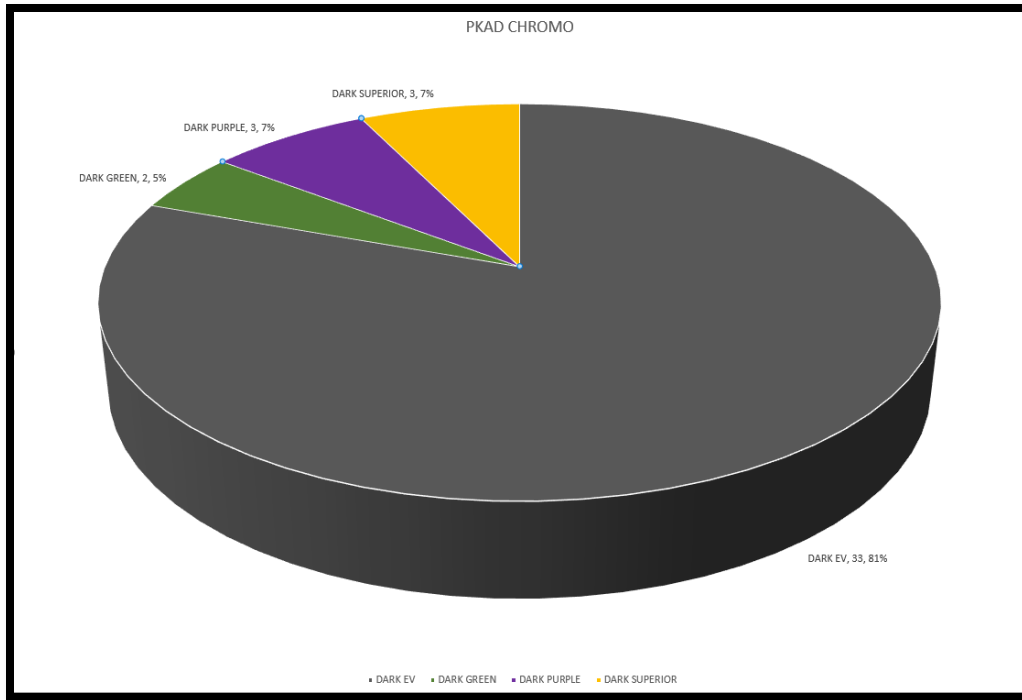


Figure 25 Instances where Color Name does not match Color designation (shown as gray or muted colors) represent reproduced ballots

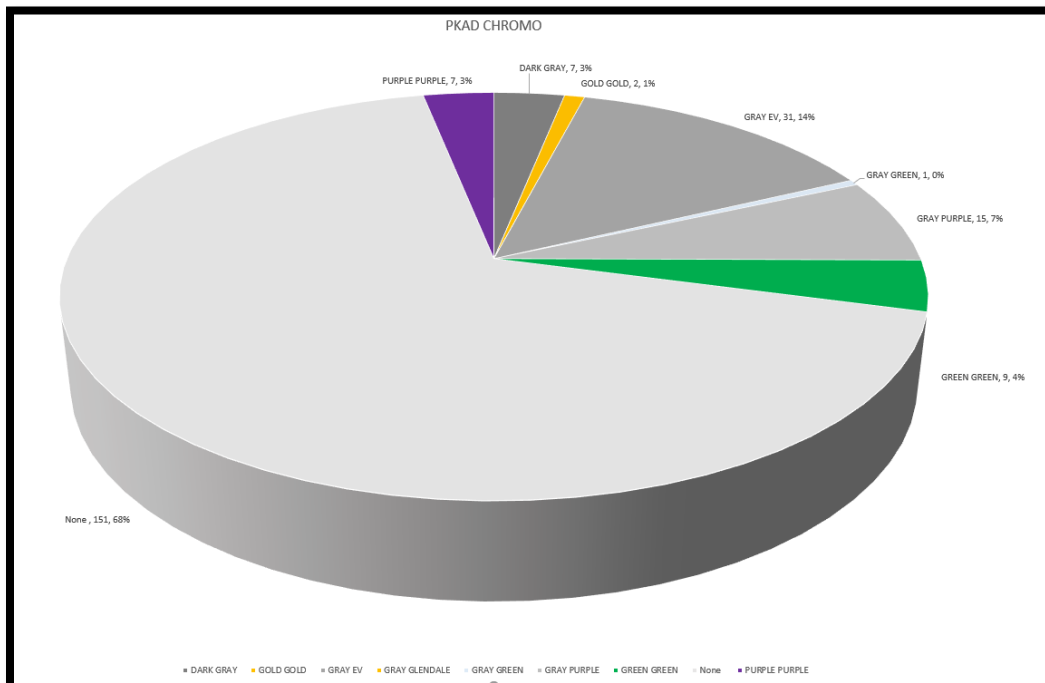








Figure 26 PKAD CHROMO Analysis showing correct WHITE (uncolored rhythm) but excessive replacement or duplicate rhythms

## GHOST VOTES OR BLEED THROUGH VOTES

### The Perfected Hack

<p>Correct paper not ordered</p> 	<p>Bad Calibration Moves Ovals</p> 	<p>Markers Used</p> 	<p>Over Votes Occure</p> 	<p>AI Inserted</p> 	<p>Ballot Sent To Adjudication</p> 
--	--	---	---	--	--

This planned and promoted collision event perpetrated a low level hack enough to change the outcome of the election

When a combination of things occurs, it both creates errors in our voting systems, but at the same time, if used for nefarious activities, can help mask a perfected hack. This spectrum of compliance issues can be due to both human error and human nefarious intent and should be considered from both possibilities. This compliance issue can also be created by an official ballot paper provider simply not making sure the required and authorized ballot papers are not supplied. When the order is overlooked, intentional or otherwise, this leaves unsuspecting election officials and workers to have to obtain non-compliant ballot papers from general retail sources.

When the county does not use the authorized paper (or in this case does not supply or order it) and that paper is used to print ballots in an out of calibration machine combined with the county actively promoting and suggesting the use of Sharpies or any other markers, it creates a synthetic “over-vote” and “canceled vote” situation. These instances send the ballot to adjudication is excessive high rates.

When artificial means have been utilized to force adjudication of votes, the indicators of such nefarious activities will severely spike when compared to historical records.

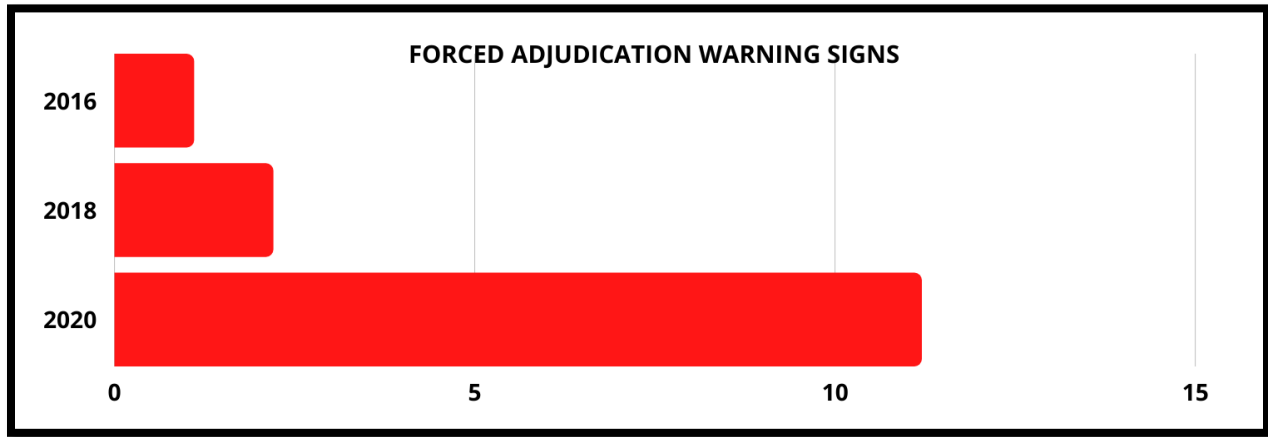


Figure 27 Our PKAD Systems reflect Maricopa County experienced nefarious adjudication activity

PKAD systems, detecting instances of situations which cause “ghost votes” to appear on the fronts of the ballots. We have found the instance of bleed through to be excessive when they easily could have been controlled.

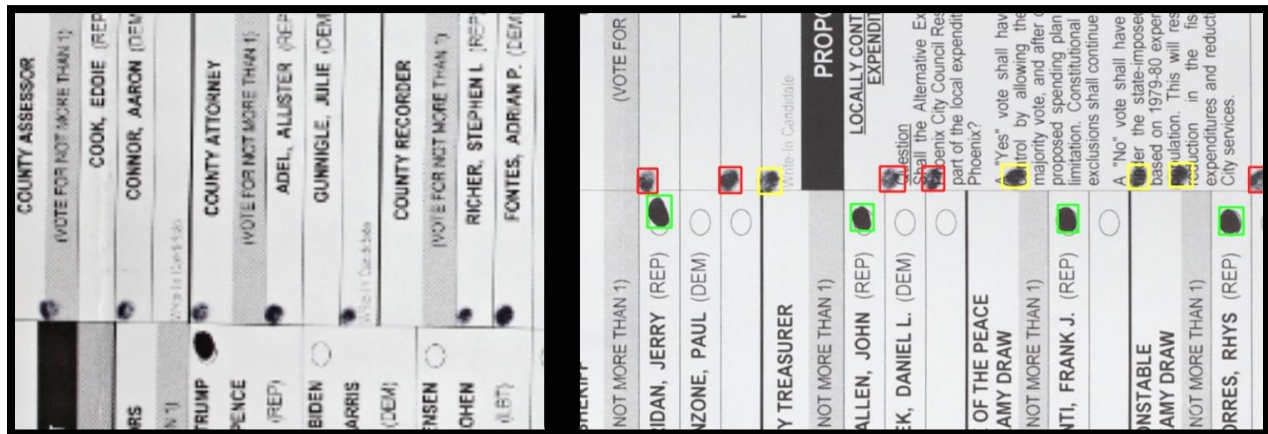


Figure 28 The left side of this photo shows a ballot with bleed throughs as the ballot appears when scanned. The image on the right is how our PKAD Hemo Systems identify, track, and trace each ghost vote instance



[illegible]

TESLA LABORATORIES, LLC PULITZER | PKAD REPORT- MARICOPA COUNTY PRELIM © 2021



7-0431-03 GOLD - EV  
07043103EE  
OFFICIAL BALLOT  
ELECTION TITLE: GENERAL ELECTION  
ELECTION DATE: NOVEMBER 3, 2020  
COUNTY OF MARICOPA, STATE OF ARIZONA

TO VOTE, COMPLETELY FILL THE OVAL(S) NEXT TO YOUR CHOICE(S), LIKE BELOW  
DOE, JANE

TO VOTE FOR A WRITE-IN CANDIDATE, PRINT THE NAME ATOP OF THE SHADED TEXT AND COMPLETELY FILL THE OVAL, LIKE BELOW  
John Doe

Refer to full text of propositions and questions posted in the polling place, printed on the sample ballot and provided with all mailed early ballots.

1. Put a mark according to the instructions next to the name of each candidate for each office for which you wish to vote.

2. If you wish to vote for a person whose name is not printed on the ballot, write such name in the blank space provided on the ballot and put a mark according to the instructions next to the name so written.

3. Put a mark according to the instructions next to the word "yes" or "for" for each proposition or question you wish to be adopted. Put a mark according to the instructions next to the word "no" or "against" for each proposition or question you wish not to be adopted.

**PARTISAN BALLOT**

**FEDERAL**

**PRESIDENTIAL ELECTORS**  
(VOTE FOR NOT MORE THAN 1)

TRUMP  
PENCE (REP)  
BIDEN  
HARRIS (DEM)  
JORGENSEN  
COHEN (LBT)

**COUNTY BOARD OF SUPERVISORS DISTRICT 5**  
(VOTE FOR NOT MORE THAN 1)  
GALLARDO, STEVE (DEM)  
COUNTY ASSESSOR  
(VOTE FOR NOT MORE THAN 1)  
COOK, EDDIE (REP)  
CONNOR, AARON (DEM)  
COUNTY ATTORNEY  
(VOTE FOR NOT MORE THAN 1)  
ADEL, ALLISTER (REP)  
GUNNIGLE, JULIE (DEM)  
COUNTY RECORDER  
(VOTE FOR NOT MORE THAN 1)  
RICHER, STEPHEN L. (REP)  
FONTES, ADRIAN P. (DEM)  
COUNTY SCHOOL SUPERINTENDENT

**PHOENIX UNION NO. 210**  
HIGH SCHOOL GOVERNING BOARD MEMBER  
(VOTE FOR NOT MORE THAN 1)  
ANWAR, GIRMAR  
CROSS, DEBBIE  
MARQUEZ, AARON  
SHEPPARD, NEORA A.  
ALSTON, LELA  
BALSZ ELEM NO. 31  
SCHOOL GOVERNING BOARD MEMBER  
(VOTE FOR NOT MORE THAN 1)  
GRACE, VIC  
KNIGHT, GAIL Q.  
ROBINSON, REDEEM  
SHEIKH, MUKTAR  
QUESTION 1  
A "YES" vote shall support the Long Community School District initiative to merge the Long Community School District with the Phoenix Union No. 210.

Figure 31 Highlighted Area In Yellow Outlines The "Read/Scan" Area By Voting Equipment - Multiple Votes Which Appear In This Zone Can Be Read As Over Votes or Marked Out Votes

**Due to these non-compliance issues when bleed through ovals have been detected, we have found the potential for automatically canceled votes to run from worst cases averages per ballot instances of 20% or greater (number of voted ovals on the ballot to fall within the cancelable range as an over-vote) to average instances between .8% to as high as 3.3%. Ghost Ovals can cause the scan systems to see a voted oval as potentially a marked out oval and thus trigger adjudication.**

Within 2020 Maricopa County BOS messaging to the public, they promoted the use of Sharpies to vote on ballots. The following are cause for alarm:

- b. In the overall history of Maricopa County, the use of Sharpies and markers to cast votes has been highly discouraged due to the fact it can lead to canceled votes. In 2020 specifically, and for the first time in AZ history, voting officials released the following information:
  - i. *Sharpies do not invalidate ballots. Leading up to the 2020 March Presidential Preference Election, the Elections Department did extensive testing on multiple different types of ink with our new ballot tabulation equipment. Sharpies were used at in-person voting locations in all five elections during 2020. Sharpies are recommended by the manufacturer because they provide the fastest-drying ink.*

- a. *The offset columns on ballots ensure that any bleed-through will not impact your vote. For this reason, sharpies were provided to in-person voters on Election Day.*
- b. *SEE DOMINION REFERENCE LATER IN THIS PRELIMINARY REPORT*
- ii. ***MOST CRITICAL: Due to these non-compliance issues when bleed through ovals have been detected, we have found the potential for automatically canceled votes to run from worst cases averages per ballot instances of 20% or greater to average instances between .8% to as high as 3.3% (NOTE: The highest single incident of potential cancelled votes on a single ballot is one where 20% of the voted ovals could be considered an over-vote and automatically canceled)***
  - a. **NOTE: The 2020 year instituted never before seen advanced Artificial Intelligence pre-adjudication systems being used prior to human adjudicators. Please see our later report on adjudications, but indications are there were vastly more adjudications than the 11.2% reported.**

NOTE: All voting columns on ballots are offset and have been for decades for this very reason and the paper, which was supposed to assure no bleed through, thus no canceled votes, was NOT provided to Maricopa County, Runbeck or Dominion since the “manufacturer” mentioned above is in fact Dominion Scan Machines




Figure 32 PKAD HEMO Report Detection - Green Actual Vote (Front Face) Red Ghost Oval (on Back Face)




Figure 33 PKAD Hemo Report CONFLICT - COLISION ZONE within the non-shaded areas

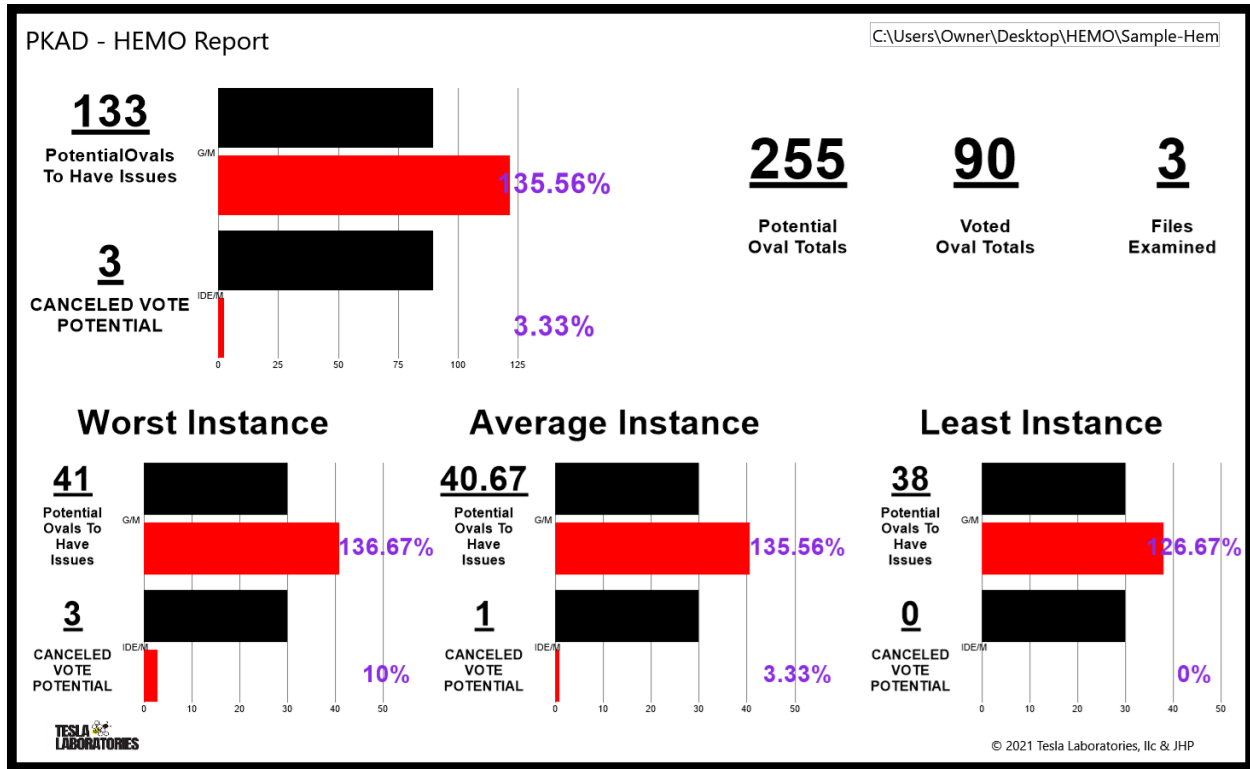


Figure 34 PKAD Hemo Report SAMPLE Showing Collision Rate of Plus 35.56% with Worst Case Instance in this batch of one ballot having 10% Canceled Vote Potential and Average Ballot in this batch having a 3.3% collision of potential canceled vote PROVIDED FOR CHART EXAMPLE ONLY – Black indicates number of valid ovals and Red indicates number of potential ovals with issues. This chart reflects that all ovals plus 35.56% could have potential issues forcing adjudication of the ballot.

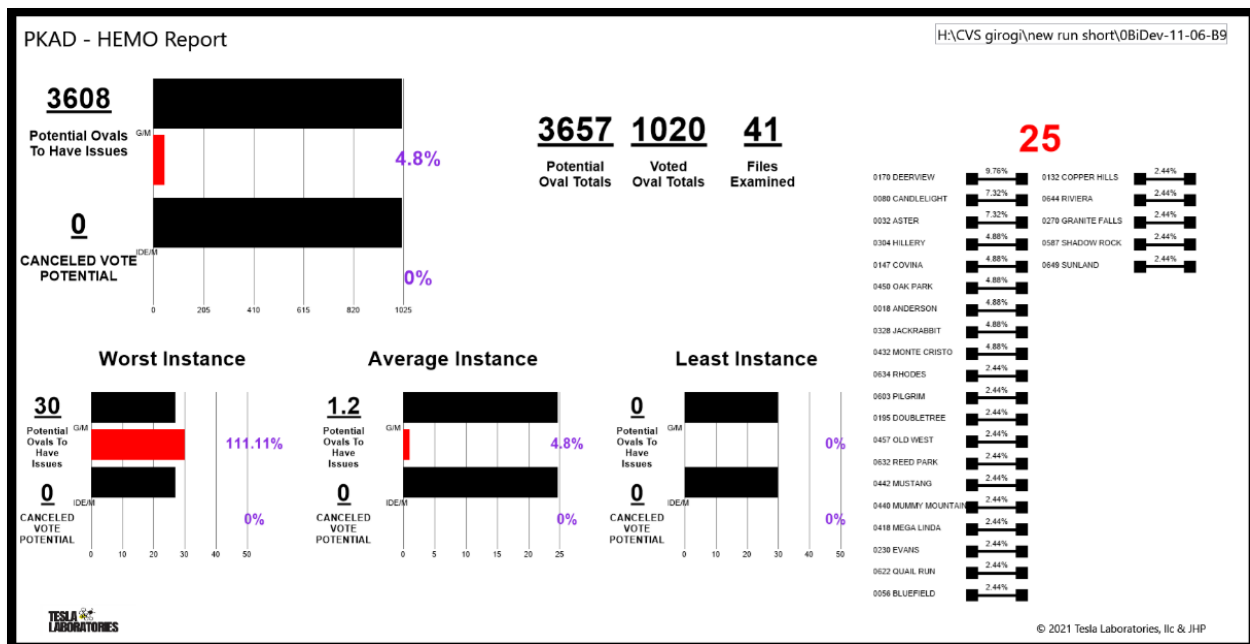


Figure 35 Actual PKAD Hemo Report Batch Which Is Not Conflicted with bleed through votes

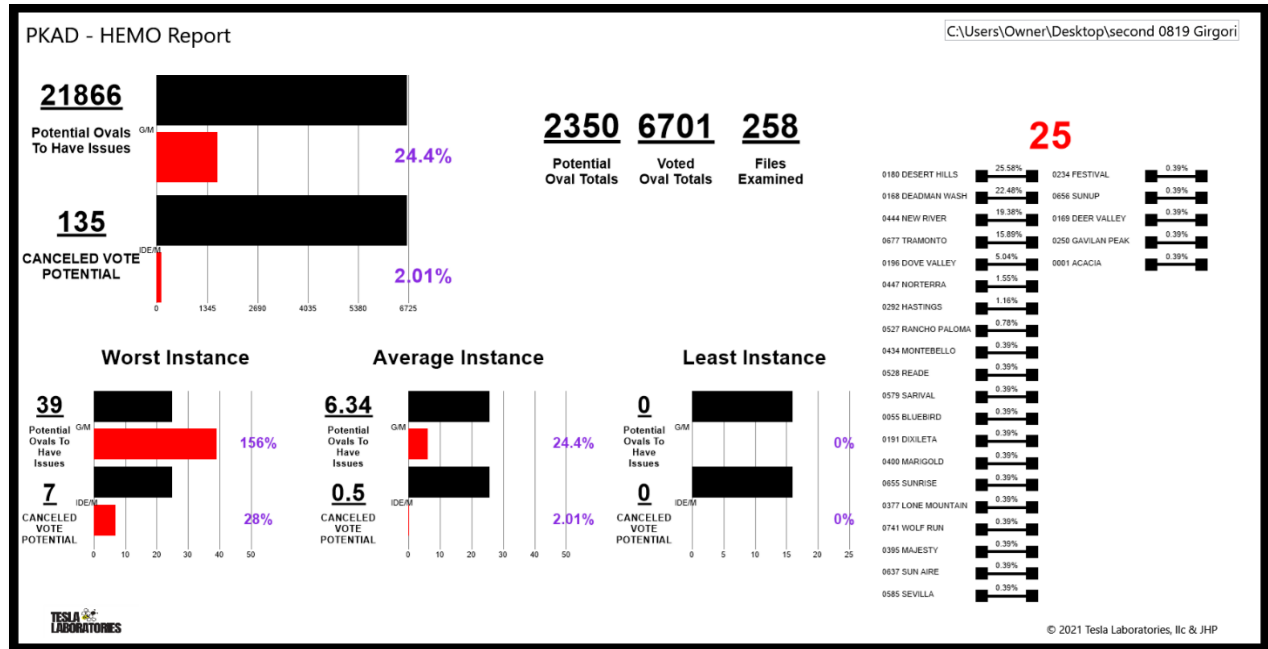


Figure 36 Actual PKAD Hemo Batch Report Which Reflects Bleed Through Conflicts with an overall 2.01% cancelled vote possibility with the worst single ballot instance of 28% of votes on said ballot being canceled

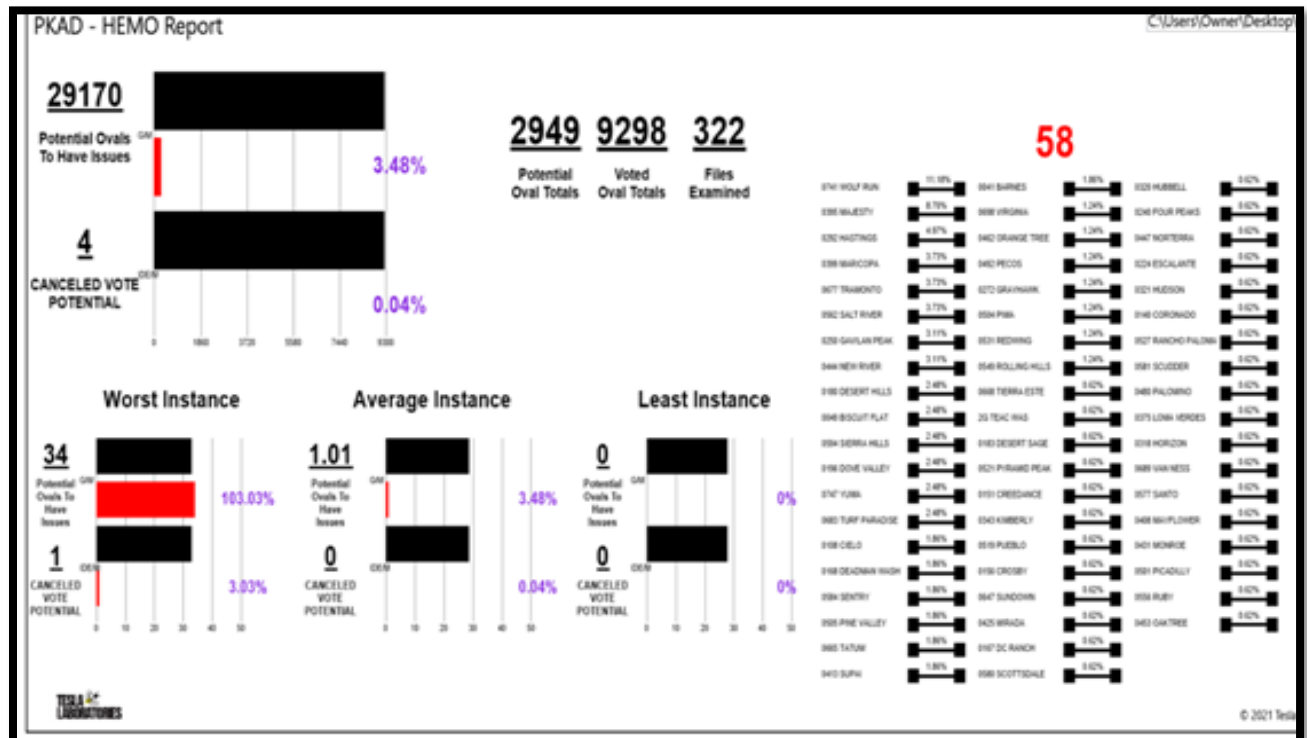


Figure 37 This PKAD Hemo reports shows that 3.48% of all ovals voted are connected to a bleed through ghost vote problem

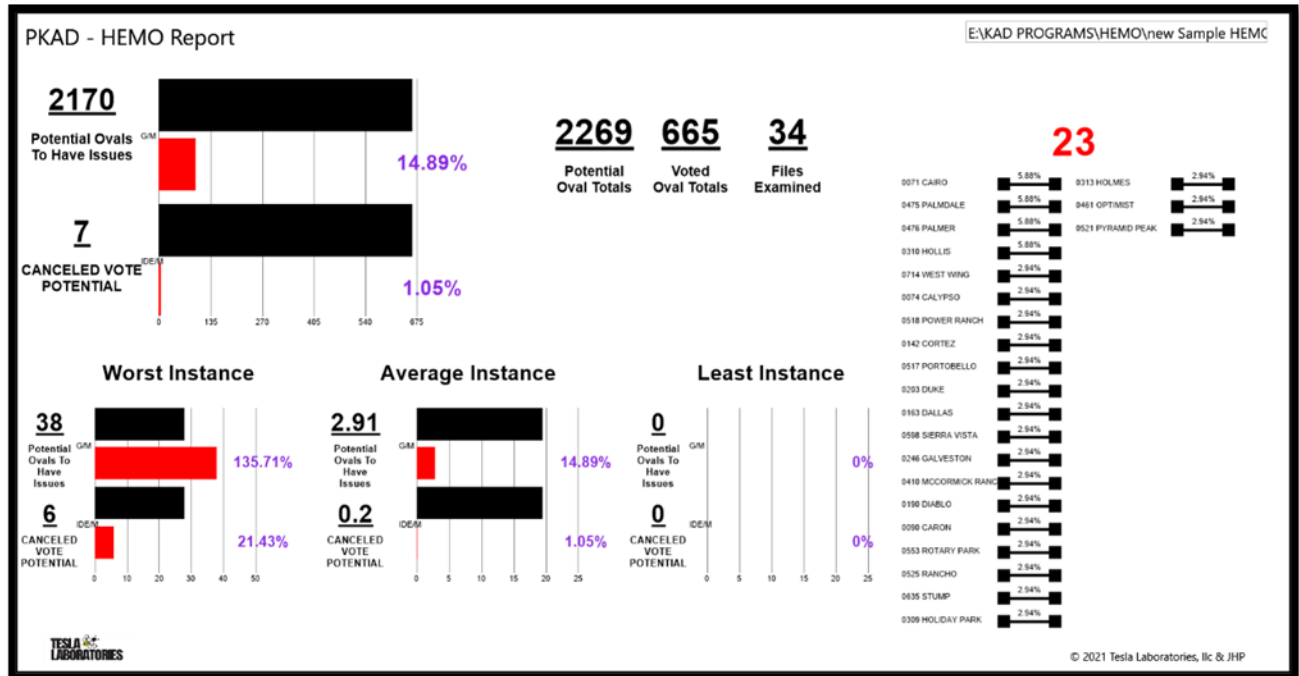


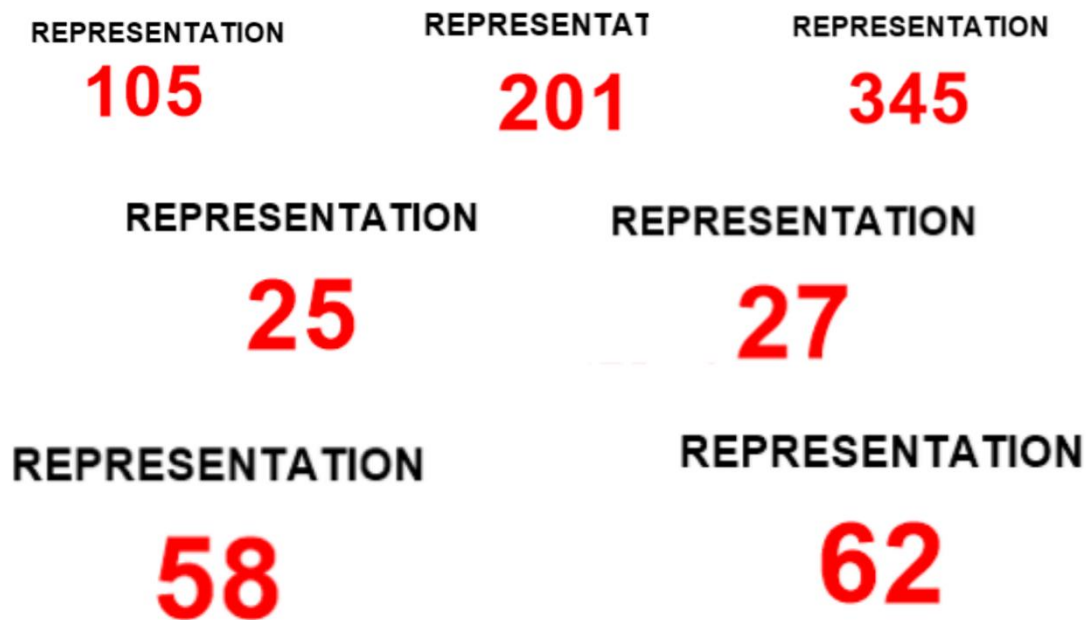
Figure 38 14.89% of real voted ovals have a potential bleed through ghost vote issue. This is alarming.

**NOTE: The trend in the chart above indicates there could be a greater adjudication rate than the existing 11.2% reported. It is important to note that each voting machine has a variable setting for scan sensitivity. Currently, we do not know the exact sensitivity settings used for each scan machine, however the “settings” could be modified on a precinct-by-precinct basis, thus adding to an already existing “Equal Protection Under The Law” issue.**



## BULK SCAN – BATCH LOADING

Maricopa County, Arizona has 743 2020 Voting Precincts. Due to COVID restrictions polling locations were pushed down to a representation of polling locations at the rate of 4.37 to 1 (4.37 individual precincts merged into 1 polling location), the average ballot box/bag should represent from 4.37-to-21 average precincts in any given batch – this cadence of precincts is not currently holding across all boxes and batches of ballots. The graphic below is just a snapshot of the “precinct reporting” on individual reports and as you can see, the number of precincts in any one batch vary greatly.



*Figure 39 Sampling of PKAD Precinct Activity Tracking Report – Numbers of Precincts Represented in any given Batch*

There are varying reasons multiple precincts would be co-located within any individual ballot box or ballot batch. However, when the coding of a particular precinct, which reflect both EIP, and ED ballot coding, show excessive insertion of ballots from an uncharacteristic number of precincts we can only conclude that a “dump of ballots” occurred whereby unknown individuals “inserted” nefarious cast ballots, in bulk into any given precinct. We are still processing these PKAD reports with new programs we have developed to plot the instances of these highly suspicious ballot insertions.

We see Precinct counts in the 20's (in any particular batch) as somewhat normal for suburban voting areas and up to double that for areas which represent those who may travel to their workplace and deposit their ballots.

However, when combined with the very unique and restrictive COVID19 restrictions in place at the time of the 2020 General Election, we consider three-digit Precinct counts worth significantly more investigation while at the same time we deem 345 Precincts located in any one ballot batch to be highly dubious and a possible sign of ballot stuffing and nefarious ballots being inserted into the system.

When precinct occurrences are high in any particular batch, it cross confirms duplicated ballots, duplicated patterns and ovals, nefarious ballots, batch run ballots and inserted ballots to modify counts nefariously. All of these patterns of "insertions" are cross verifying each other.

## FOLD DETECTION – Non-Folded Ballots Analysis

### EXAMPLE OF PERFECT MACHINE FOLD OF MAIL-IN BALLOT WHEN LEGAL AND COMPLIANT

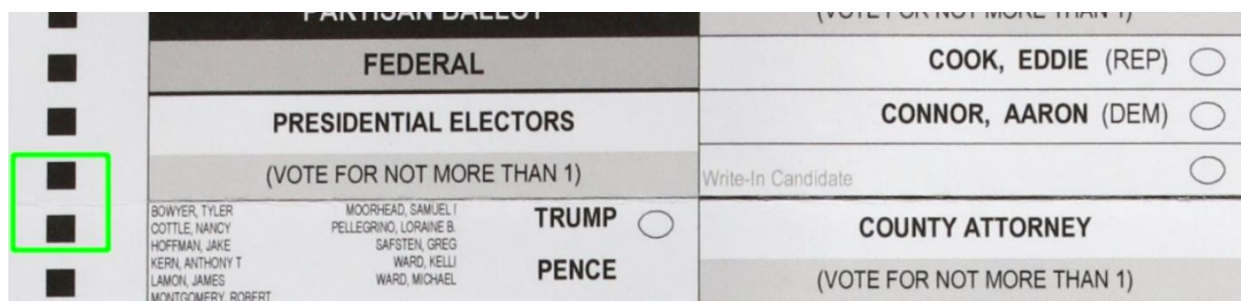


Figure 40 (Green ID focal point showing fold) This PKAD MECH Proof Image shows a perfect legal machine fold of exact calibration. Notice how the fold aligns perfectly along the 2-micron print line dividing the voting sections. This is a compliant and legal fold mark example. This image represents the left side of the ballot enlarged for viewing.




Figure 41 (Green ID focal point showing fold) This PKAD MECH Proof Image is the left side view of the same legal machine calibrated fold as shown above in Figure 40

PKAD systems detected **machine-folded** irregularities and issues with the number verification of what was reported by Maricopa County election officials as the **official mail-in ballot counts**. According to official reports there were to be:

2. 1,702,981 mail-in ballots out of 2,089,563 ballots cast in total
  - a. These numbers would indicate that 81.15% of all official and legal ballots counted would display the kinematic artifacts of machine folding
3. At present status our PKAD reports are in conflict with the officially reported number and when all system reports are completed, we do not expect the count of “mechanically folded legal official ballots” to meet the 81.55% threshold




Figure 40 This PKAD MECH Proof Image shows a positive and negative scan image of an out of compliance hand fold on a ballot. We are showing such a fold in its native and then image negative form for identification. Hand folds are not along the designated 2-micron line, nor are straight in nature. The identification of a hand fold is recognized by the “bunching of fibers due to the squeeze and push of a human hand”

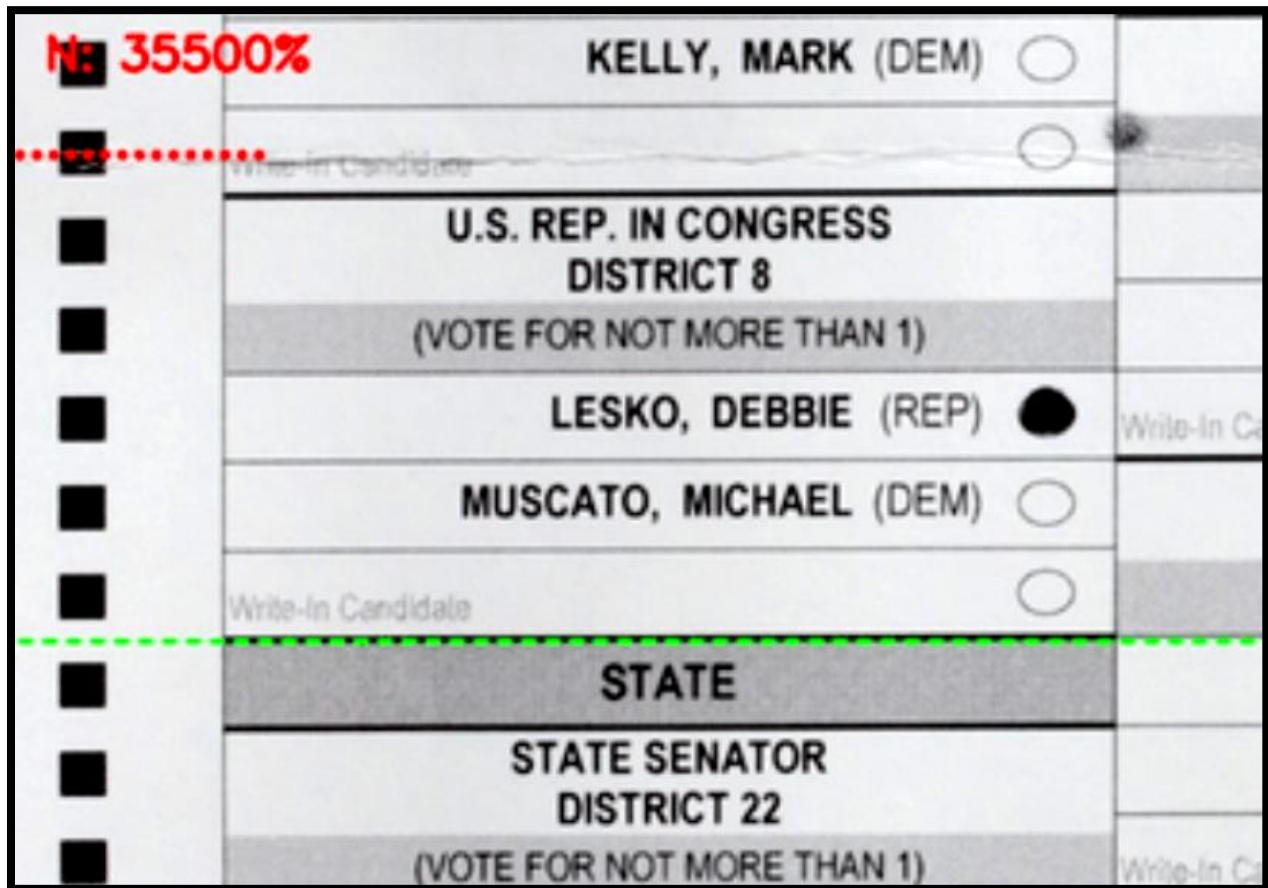


Figure 41 This PKAD MECH Proof Image represents a proof file notation of where a legal fold should be located (GREEN) and where a Hand Fold is detected (red) and how far out of calibration the fold appears from the designated mark.

PKAD Systems detect both hand-folded ballot and ballots which display no kinematic artifacts of folding of any kind. Our base numbers, as reported by Maricopa County, should be equal to the following:

4. **10% or 209,112 ballots** which display kinematic artifacts of being hand-folded due to the nature of the instance when an individual voted in person in early voting locations
5. **8.5% or 177,990 ballots** which display no-folds of any kind due to being cast on election day or provisionally
6. **At present, and not as conclusive total as of this time, our systems are displaying per run somewhat greater instance of no fold detected and hand-folds found in oddly higher concentrations in certain ballot boxes**

The following figure represent a “PKAD FOLD PROOF FILE” Green notates where the official machine fold occurs on an official machine folded ballot. Any red notations were both Out of Calibration folds have been found (and expressed on the micron scale) and is in fact a hand folded ballot (fold not made by machines)



7-0714-01 PURPLE - EV  
07071401EE

**OFFICIAL BALLOT**  
ELECTION TITLE:  
GENERAL ELECTION  
ELECTION DATE:  
NOVEMBER 3, 2020  
COUNTY OF MARICOPA, STATE OF ARIZONA

TO VOTE, COMPLETELY FILL THE OVAL(S) NEXT TO YOUR CHOICE(S), LIKE BELOW  
DOE, JANE

TO VOTE FOR A WRITE-IN CANDIDATE: PRINT THE NAME ATOP OF THE SHADED TEXT AND COMPLETELY FILL THE OVAL, LIKE BELOW  
John Doe

Refer to full text of propositions and questions posted in the polling place, printed on the sample ballot and provided with all mailed early ballots.

1. Put a mark according to the instructions next to the name of each candidate for each office for whom you wish to vote.  
2. If you wish to vote for a person whose name is not printed on the ballot, write such name in the blank space provided on the ballot and put a mark according to the instructions next to the name so written.  
3. Put a mark according to the instructions next to the word "yes" or "for" for each proposition or question you wish to be adopted. Put a mark according to the instructions next to the word "no" or "against" for each proposition or question you wish not to be adopted.

**PARTISAN BALLOT**

**FEDERAL**

**PRESIDENTIAL ELECTORS**  
(VOTE FOR NOT MORE THAN 1)

TRUMP (REP) ☒ **N: 35500%**  
PENCE (REP) ☐  
BIDEN (DEM) ☐  
HARRIS (DEM) ☐  
JORGENSEN ☐  
COHEN (LBT) ☐  
Write-In Candidate

**UNITED STATES SENATOR**  
TERM EXPIRES JANUARY 3, 2023  
(VOTE FOR NOT MORE THAN 1)

MCSALLY, MARTHA (REP) ☒ **N: 35500%**  
KELLY, MARK (DEM) ☐  
Write-In Candidate

**U.S. REP. IN CONGRESS**  
DISTRICT 8  
(VOTE FOR NOT MORE THAN 1)

LESKO, DEBBIE (REP) ☒  
MUSCATO, MICHAEL (DEM) ☐  
Write-In Candidate

**STATE**

**STATE SENATOR**  
DISTRICT 22  
(VOTE FOR NOT MORE THAN 1)

LIVINGSTON, DAVID (REP) ☒  
TYREE, SARAH (DEM) ☐  
Write-In Candidate

**STATE REPRESENTATIVE**  
DISTRICT 22  
(VOTE FOR NOT MORE THAN 2)

CARROLL, FRANK (REP) ☒ **N: 54000%**  
TOMA, BEN (REP) ☒  
GARCIA, WENDY (DEM) ☐  
HONNE, MARY "KATHLEEN" (DEM) ☐  
Write-In Candidate

**CORPORATION COMMISSIONER**  
(VOTE FOR NOT MORE THAN 3)

O'CONNOR, JAMES "JIM" (REP) ☒  
SLOAN, ERIC (REP) ☒  
MARQUEZ PETERSON, LEA (REP) ☒  
STANFIELD, SHEA (DEM) ☐  
TOVAR, ANNA (DEM) ☐  
MUNDELL, WILLIAM "BILL" (DEM) ☐  
Write-In Candidate

**COUNTY**

**BOARD OF SUPERVISORS**  
DISTRICT 4  
(VOTE FOR NOT MORE THAN 1)

HICKMAN, CLINT L. (REP) ☐  
STORY, SUZANNE (DEM) ☐  
Write-In Candidate

**COUNTY ASSESSOR**  
(VOTE FOR NOT MORE THAN 1)

COOK, EDDIE (REP) ☒  
CONNOR, AARON (DEM) ☐  
Write-In Candidate

**COUNTY ATTORNEY**  
(VOTE FOR NOT MORE THAN 1)

ADEL, ALLISTER (REP) ☒  
GUNNIGLE, JULIE (DEM) ☐  
Write-In Candidate

**COUNTY RECORDER**  
(VOTE FOR NOT MORE THAN 1)

RICHER, STEPHEN I. (REP) ☒  
FONTES, ADRIAN P. (DEM) ☐  
Write-In Candidate

**COUNTY SCHOOL SUPERINTENDENT**  
(VOTE FOR NOT MORE THAN 1)

WATSON, STEVE (REP) ☒  
CASTEEN, JEANNE M. (DEM) ☐  
Write-In Candidate

**SHERIFF**  
(VOTE FOR NOT MORE THAN 1)

SHERIDAN, JERRY (REP) ☒  
PENZONE, PAUL (DEM) ☐  
Write-In Candidate

**COUNTY TREASURER**  
(VOTE FOR NOT MORE THAN 1)

ALLEN, JOHN (REP) ☒  
TOPOREK, DANIEL L. (DEM) ☐  
Write-In Candidate

**WEST-MEC NO. 402**  
DISTRICT 4  
(VOTE FOR NOT MORE THAN 1)

WYLLIE, BARBARA ☒  
BACHANOS, JEWELINE ☐  
Write-In Candidate

**DEER VALLEY UNIF NO. 97**

**SCHOOL GOVERNING BOARD MEMBER**  
(VOTE FOR NOT MORE THAN 3) **N: 17125%**

HOLEHAN-KOPAS, MELODY ☐  
ORDWAY, ANN ELIZABETH ☒  
PAPERMAN, JENNIE ☒  
FISHER, KIM ☒

**CITY OF PEORIA**

**PROPOSITION 445**  
General Plans require voter approval every ten years. The General Plan was developed using a 12-month public engagement process. General Plans guide land use, transportation, public facilities, open space, growth and planning in the City. Voter approval would ratify the Peoria General Plan previously adopted by the City Council.  
A "YES" vote shall have the effect of ratifying the PlanPeoriaAz 2040 General Plan which will be valid for a period of not to exceed ten years.  
A "NO" vote shall have the effect of retaining the existing Peoria 2010 General Plan.

**PROPOSITION 446**  
If approved, this Charter amendment would extend partial terms, due to filling a vacant seat, from counting toward term limits in the Offices of Mayor and Council.  
A "YES" vote shall have the effect of adopting the proposed amendment to the City Charter.  
A "NO" vote shall have the effect of rejecting the proposed amendment to the City Charter.

**PROPOSITION 447**  
If approved, this Charter amendment would clarify computation of days as calendar days and increase the time limit for filling a vacant seat on Council from fifteen (15) days to thirty (30) days.  
A "YES" vote shall have the effect of adopting the proposed amendment to the City Charter.  
A "NO" vote shall have the effect of rejecting the proposed amendment to the City Charter.

**PROPOSITION 448**  
If approved, this Charter amendment would provide that if only two candidates officially qualify for the ballot, only a General Election will be held and the candidate receiving the highest number of votes in the General Election will be declared elected.  
A "YES" vote shall have the effect of adopting the proposed amendment to the City Charter.  
A "NO" vote shall have the effect of rejecting the proposed amendment to the City Charter.

**PROPOSITION 449**  
A measure referred to the voters of Maricopa County to authorize the continuation of a secondary property tax levy for the benefit of the Maricopa County Special Health Care District for twenty years, as authorized by law (Chapter 31, Title 48, Arizona Revised Statutes).  
A "YES" vote will have the effect of continuation of the levy of a secondary property tax for the benefit of the Maricopa County Special Health Care District - which includes the public teaching hospital, the Arizona Burn Center, three behavioral health hospitals and 12 family health centers - for a period not to exceed twenty years, which tax is estimated at \$38 per year on a home assessed at \$200,000.  
A "NO" vote will have the effect of not approving the continuation of the levy of a secondary property tax for the benefit of the Maricopa County Special Health Care District, which tax will expire without voter approval before August 2025.

**PROPOSITION 448**  
If approved, this Charter amendment would provide that if only two candidates officially qualify for the ballot, only a General Election will be held and the candidate receiving the highest number of votes in the General Election will be declared elected.  
A "YES" vote shall have the effect of adopting the proposed amendment to the City Charter.  
A "NO" vote shall have the effect of rejecting the proposed amendment to the City Charter.

**JUSTICES OF THE SUPREME COURT**  
Shall the following Justices of the Supreme Court of Arizona be retained in office?

Retain: BRUTINEL, ROBERT ☒ YES ☐ NO ☐  
Retain: GOULD, ANDREW W. ☒ YES ☐ NO ☐  
Retain: LOPEZ IV, JOHN ☒ YES ☐ NO ☐

**MARICOPA COUNTY SPECIAL HEALTH CARE DISTRICT**

**PROPOSITION 449**  
A measure referred to the voters of Maricopa County to authorize the continuation of a secondary property tax levy for the benefit of the Maricopa County Special Health Care District for twenty years, as authorized by law (Chapter 31, Title 48, Arizona Revised Statutes).  
A "YES" vote will have the effect of continuation of the levy of a secondary property tax for the benefit of the Maricopa County Special Health Care District - which includes the public teaching hospital, the Arizona Burn Center, three behavioral health hospitals and 12 family health centers - for a period not to exceed twenty years, which tax is estimated at \$38 per year on a home assessed at \$200,000.  
A "NO" vote will have the effect of not approving the continuation of the levy of a secondary property tax for the benefit of the Maricopa County Special Health Care District, which tax will expire without voter approval before August 2025.

**MARICOPA COUNTY COMMUNITY COLLEGE DISTRICT AT-LARGE**  
(VOTE FOR NOT MORE THAN 1)

THOR, LINDA M. ☒  
BOGGS, SHELLI RICHARDSON ☐  
Write-In Candidate

**VOTE BOTH SIDES OF BALLOT**

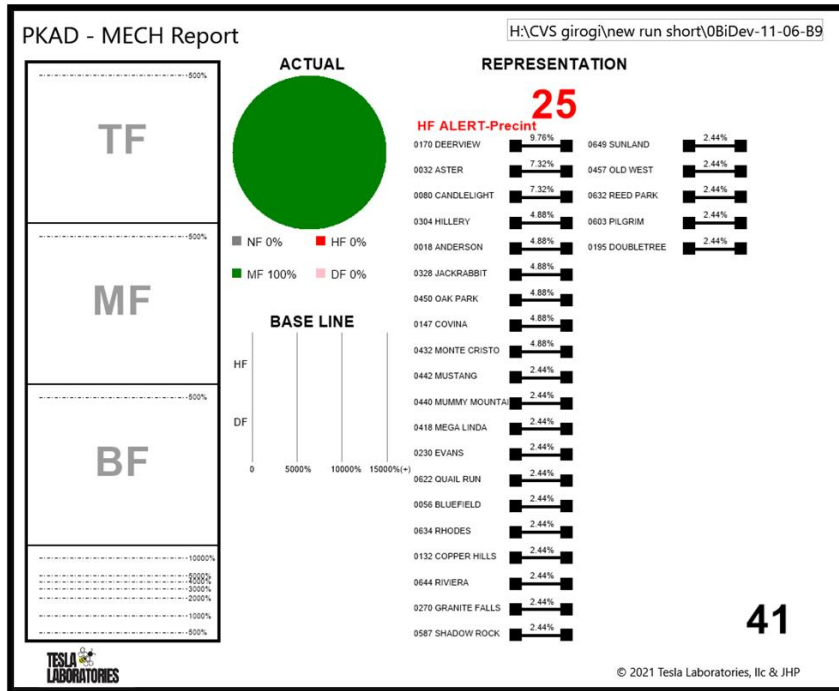


Figure 42 This PKAD MERCH Reports shows a batch which was 100% Machine Folded Ballots with the Proper Average Precinct Appearance

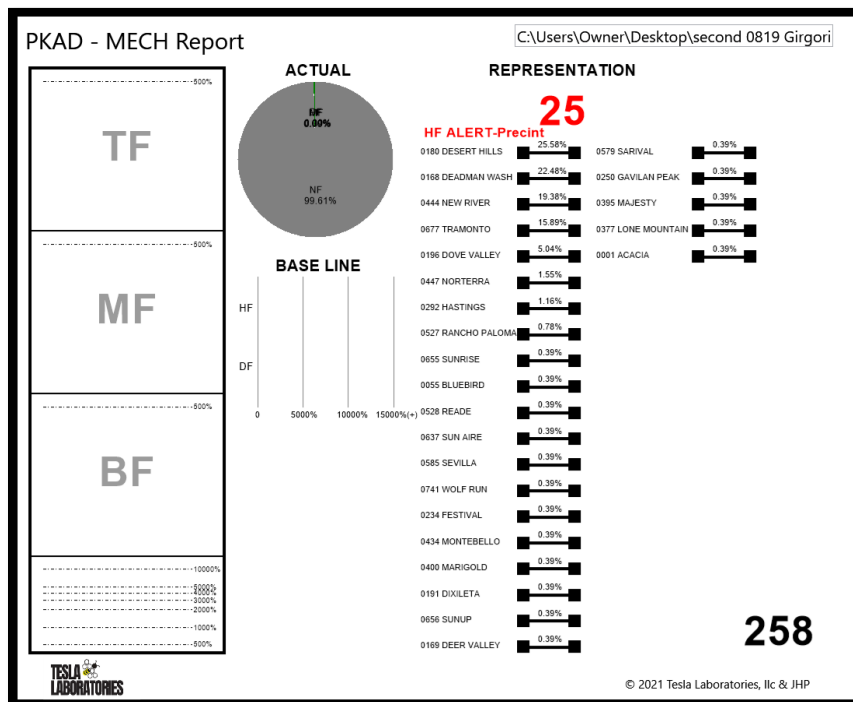


Figure 43 This PKAD MERCH report depicts a random batch which displays ballots which are almost exclusively not folded in any fashion

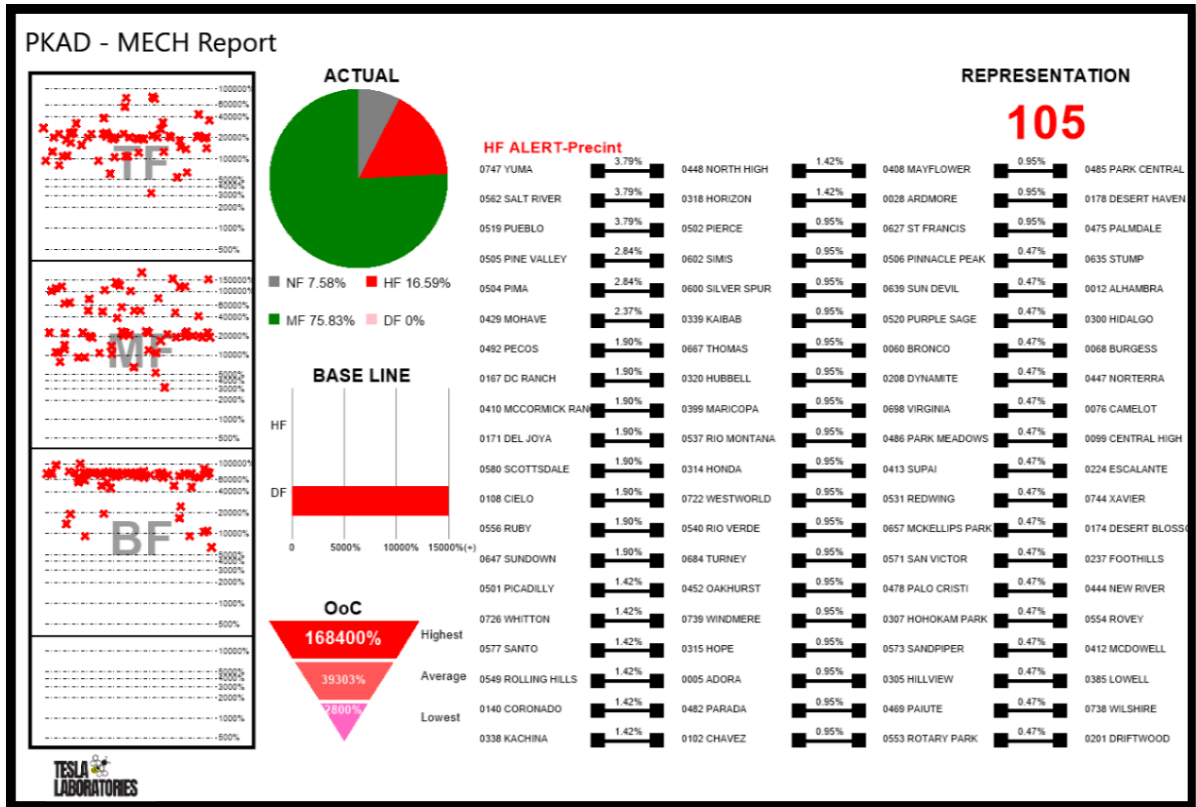


Figure 44 This PKAD MECH Report shows a combination of machine folded, hand folded, no folds in a single batch sample. Each out of calibration fold is noted on the ballot layout on the right hand of the data visualization chart

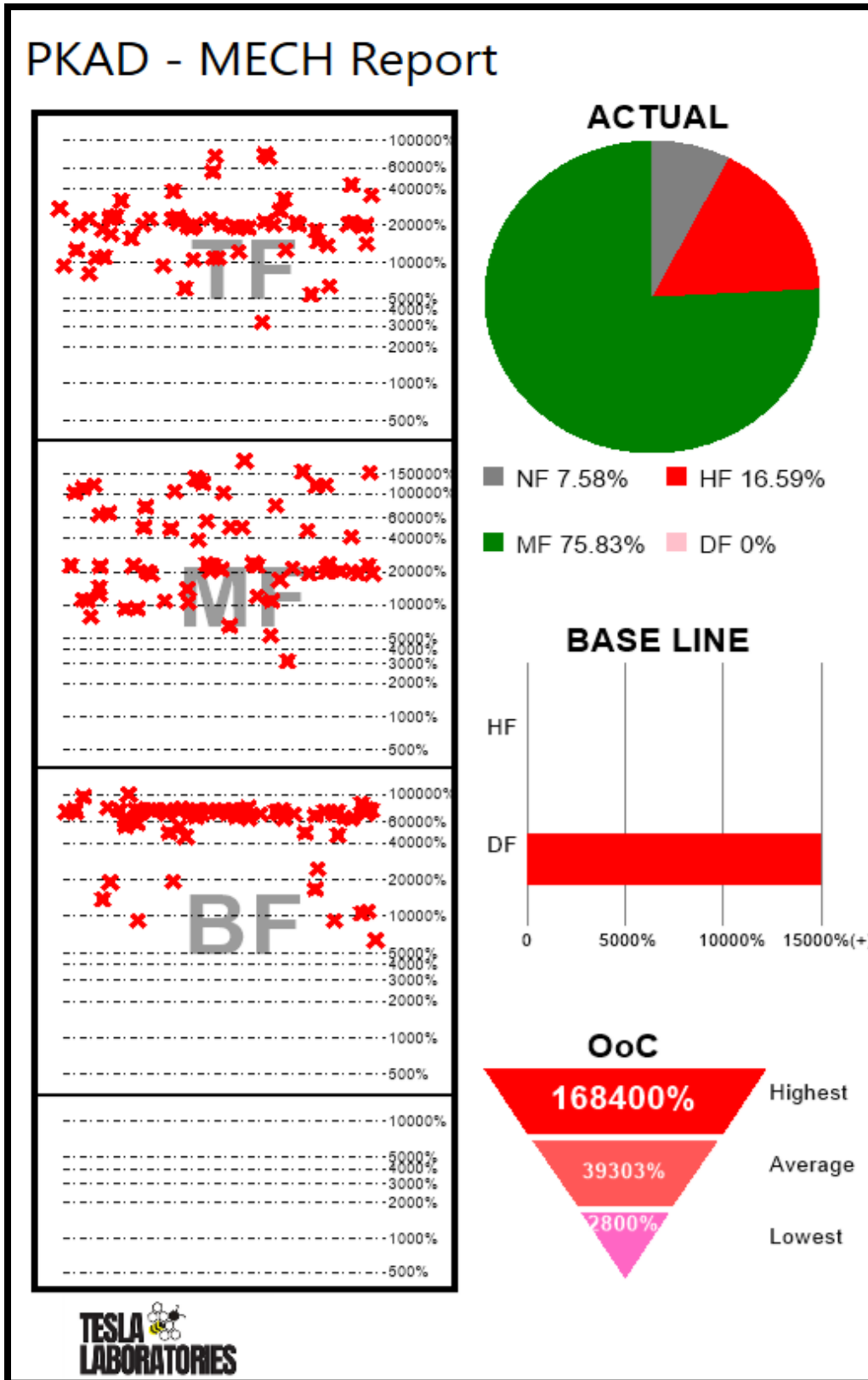


Figure 45 Close Up View of PKAD MECH Report Plotting



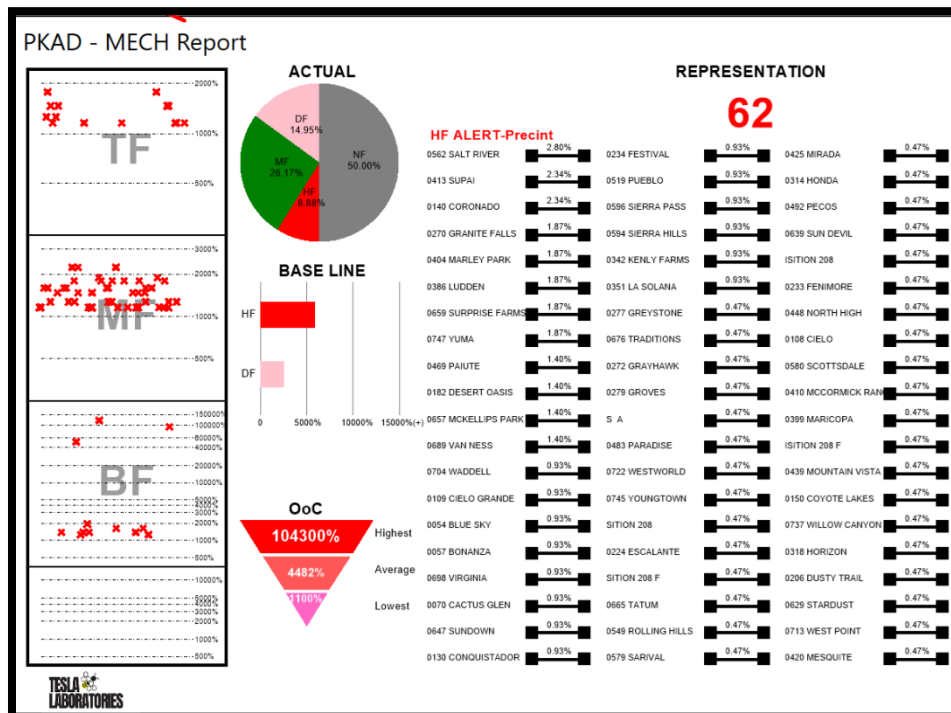
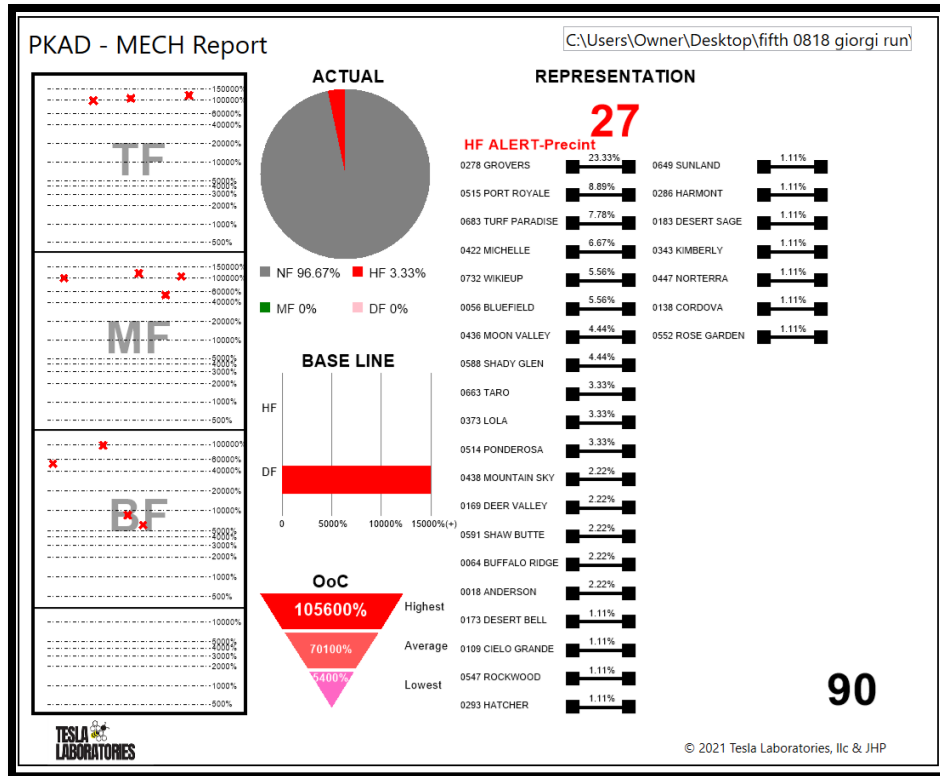
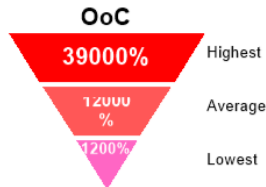
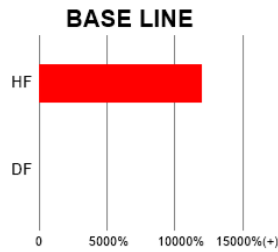
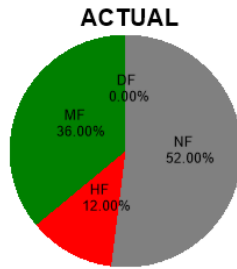
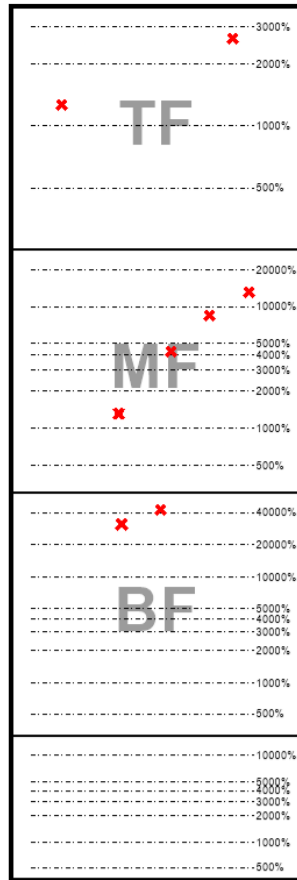
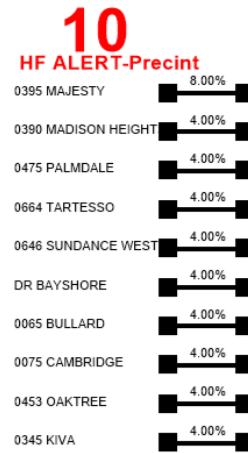


Figure 46 PKAD MECH Systems Have Detected Ballots Which Had Been Machine Folded at one time and then were refolded by Hand



## PKAD - MECH Report

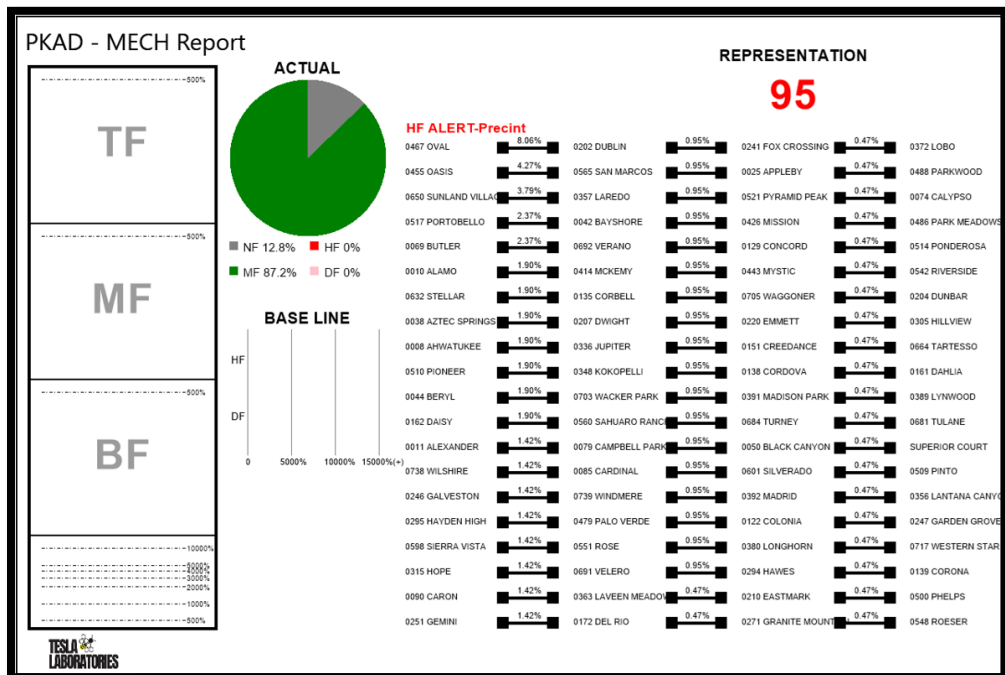

C:\Users\Owner\Desktop\Quick Test Giorgi 08

**REPRESENTATION**

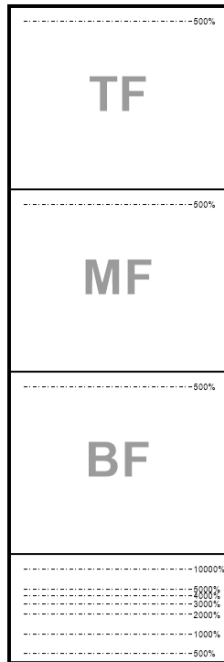
25

TESLA  
LABORATORIES

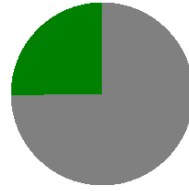
© 2021 Tesla Laboratories, LLC &amp; JHP



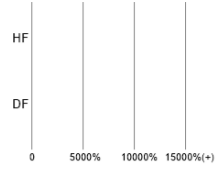
## PKAD - MECH Report

TESLA  
LABORATORIES

## ACTUAL



## BASE LINE




## REPRESENTATION

69

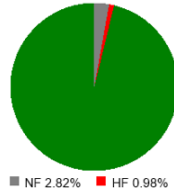
## HF ALERT-Precint

PITT	1.62%	0670 TOLLESON	0.65%	0589 SHALIMAR	
0455 OASIS	0.97%	0629 STARDUST	0.32%	0071 CAIRO	
0630 STARLIGHT	0.97%	0060 BRONCO	0.32%	0542 RIVERSIDE	
0548 ROESER	0.65%	0182 DESERT OASIS	0.32%	0553 ROTARY PARK	
0154 CRISMON	0.65%	VITA	0.32%	DILL	
0206 DUSTY TRAIL	0.65%	0636 SUMMERSTAR	0.32%	TDA	
0013 ALPACA	0.65%	0446 NIGHTINGALE	0.32%	0310 HOLLIS	
0467 OVAL	0.65%	0167 DC RANCH	0.32%	0546 ROCKLEDGE	
0517 PORTOBELLO	0.65%	0290 HARRISON	0.32%	0372 LOBO	
0522 QUAIL RUN	0.65%	0212 ECHO	0.32%	0550 ROMA	
TILT	0.65%	DDT	0.32%	0485 PARK CENTRAL	
0028 ARDMORE	0.65%	0347 KODIAK	0.32%	DTT L	
0064 BUFFALO RIDGE	0.65%	0194 DOBSON RANCH	0.32%	0533 REEMS	
0665 TATUM	0.65%	TDL	0.32%	0214 EL CARO	
0093 CASHION	0.65%	0480 PALOMINO	0.32%	EELS	
0211 EASTRIDGE	0.65%	ATT	0.32%	0050 BLACK CANYON	
0495 PEHA	0.65%	0738 WILSHIRE	0.32%	0406 MARYLAND	
0707 WARNER	0.65%	0192 DOBBINS RANCH	0.32%	0482 PARADA	
0297 HERMOSA	0.65%	0459 OLNEY	0.32%	0704 WADDELL	
0189 DEVONSHIRE	0.65%	0057 BONANZA	0.32%	0596 SIERRA PASS	

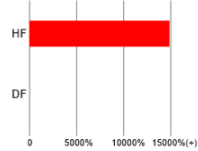
## PKAD - MECH Report

TESLA  
LABORATORIES

## ACTUAL



## BASE LINE



## OoC

132600%

95228%

1800%

Highest

Average

Lowest

## REPRESENTATION

100 of 345

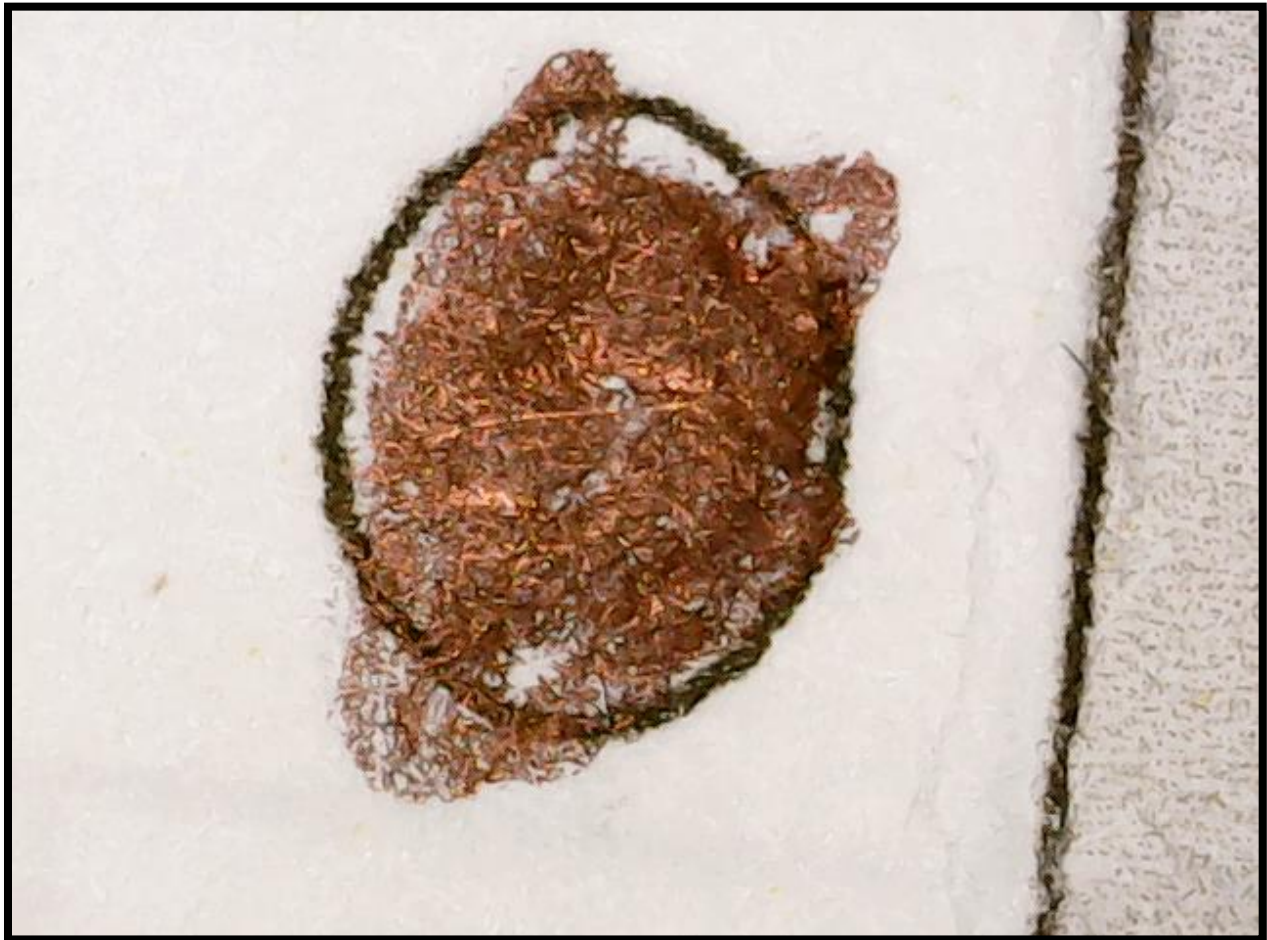
## HF ALERT-T-Precint

0490 PEBBLE CREEK	2.45%	0551 ROSE	0.86%	0101 CHANDLER HEIGHTS	0.49%
0730 WIGWAM	1.59%	0572 SANDIA	0.86%	0640 SUN GROVES	0.49%
0595 SIERRA MADRE	1.22%	0127 COMPADRE	0.73%	0527 RANCHO PALOMAS	0.49%
0415 MCQUEEN	1.10%	0624 SPUR	0.73%	0022 APACHE	0.49%
0455 OASIS	1.10%	0245 FULTON RANCH	0.73%	0076 CAMELOT	0.49%
0465 ORME	1.10%	0446 NIGHTINGALE	0.73%	0479 PALO VERDE	0.49%
0106 CHOLLA	1.10%	0235 FIESTA RANCH	0.73%	0069 BUTLER	0.49%
0269 GRAND	1.10%	0227 ESQUIRE	0.73%	0369 LIBERTY	0.49%
0410 MCCORMICK RANCH	0.98%	0001 ACACIA	0.73%	0643 SUNBURST	0.49%
0241 FOX CROSSING	0.98%	0602 SIMIS	0.61%	0019 ANDORA	0.49%
0739 WINDMERE	0.98%	0117 CLOUD	0.61%	0533 REEMS	0.49%
0042 BAYSHORE	0.98%	0356 LANTANA CANYON	0.61%	0233 FENIMORE	0.49%
0282 HADLEY	0.98%	0477 PALO BLANCO	0.61%	0656 SUNUP	0.49%
0186 DESERT VISTA	0.98%	0503 PILGRIM	0.61%	0423 MIMOSA	0.49%
0119 CLUB WEST	0.86%	0270 GRANITE FALLS	0.61%	0736 WILLOW	0.49%
0371 LITCHFIELD	0.86%	0008 AHWAUKEE	0.61%	0372 LOBO	0.49%
0505 PINE VALLEY	0.86%	0394 MAGIC STONE	0.61%	0517 PORTOBELLO	0.49%
0143 COTTON LANE	0.86%	0742 WOOD	0.61%	0571 SAN VICTOR	0.37%
228 ESTRELLA FOOT	0.86%	0025 APPLEBY	0.49%	0005 ADORA	0.37%
0596 SIERRA PASS	0.86%	0416 MEGAN	0.49%	0541 RITTENHOUSE	0.37%

## DUPLICATES AND MACHINE CAST VOTES DETECTED

In all ballots there are only to be HUMAN MARKED voted ovals. The presence of machine marked ovals shows either duplicated ballot or pre-printed ballot masses, which are not supposed to be present in the system in excess of the known number of authorized “duplicated ballot” replacements. The current explanation for excessive duplicated ballots may be caused by pre-printed ballots (already containing votes) being inserted into the system.

## AUTHENTIC HUMAN VOTED OVAL



*Figure 47 This is a PKAD detected Human Marked Voting Oval. Human hand movements and conventional writing instruments have unique identifiable properties*




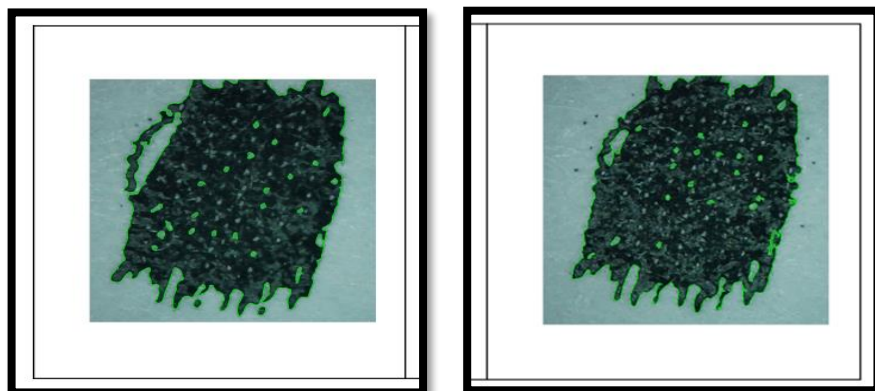


Figure 48 PKAD Detected Machine Made Ovals display different characteristics than an authentic human voted oval

- Based on our initial “**machine versus human**” marking research we find our systems have detected marks (voted ovals) which preliminary reports suggest are made by machines (pre-printed ovals or duplicates of images of legal cast ballots)
- Maricopa County does not utilize BDM’s (*Ballot Marking Devices - a ballot marking device (BMD) or system allows for the electronic presentation of a ballot, electronic selection of valid contest options, and the production of a human-readable paper ballot, but does not make any other lasting record of the voter’s selections*) we find the discovery of “*machine-voted-ballots*” suspicious, however this does cross confirm with our findings of suspicious ballots and tend to lean towards the possibly of illegitimate ballots within the system. These suspicious ballots will also appear as ballots in which we have not detected folds
- Machine Voted Ballots, which are not specifically authorized duplicates, should not exist within the system

Figure 47 (LEFT) This is an example of one of the image mapping techniques we use to identify duplicated votes

Figure 48 (RIGHT) This is an example of a PKAD detecting the same oval slightly enlarged but re used





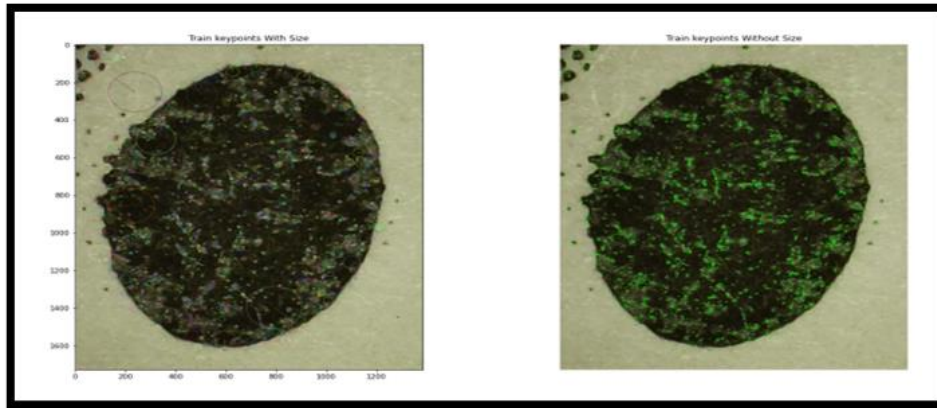


Figure 49 Secondary PKAD shape detection layer at work confirming duplication



Figure 50 PKAD Images of Authentic Human Marked Ovals



Figure 51 Human Made Detected Ovals



Figure 52 Machine Made detected /Duplicated Ovals




Figure 53 PKAD TWINKIE Report also reports blank ovals in the Presidential Section (meaning no vote for any Presidential Candidate) as a repeating pattern to track

There is no legitimate reason duplicated ovals should exist. The detection of duplicated ovals cross confirms duplicated ballots, nefarious ballots, batch run ballots and inserted ballots to modify counts nefariously. All of these patterns of "insertions" are cross verifying each other.

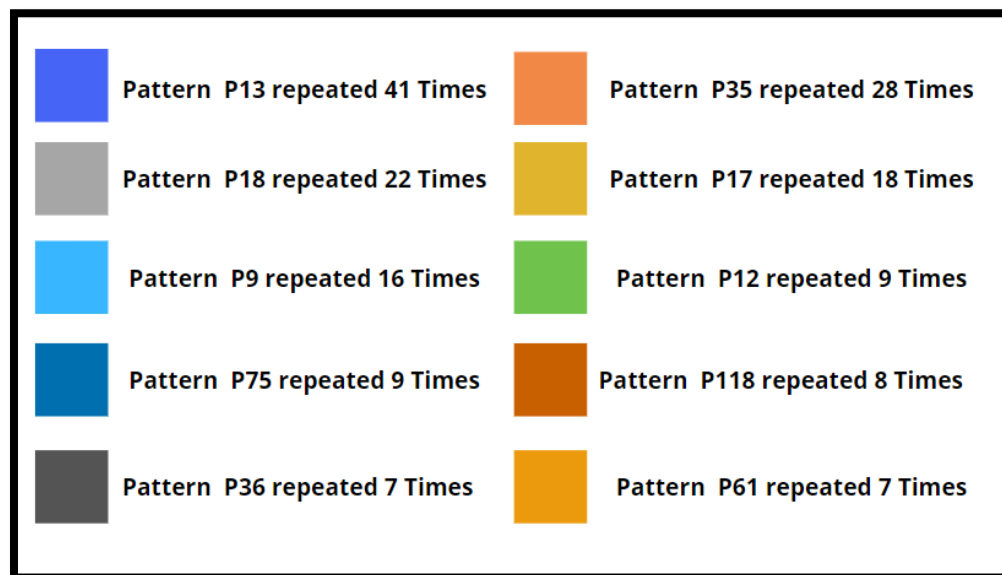
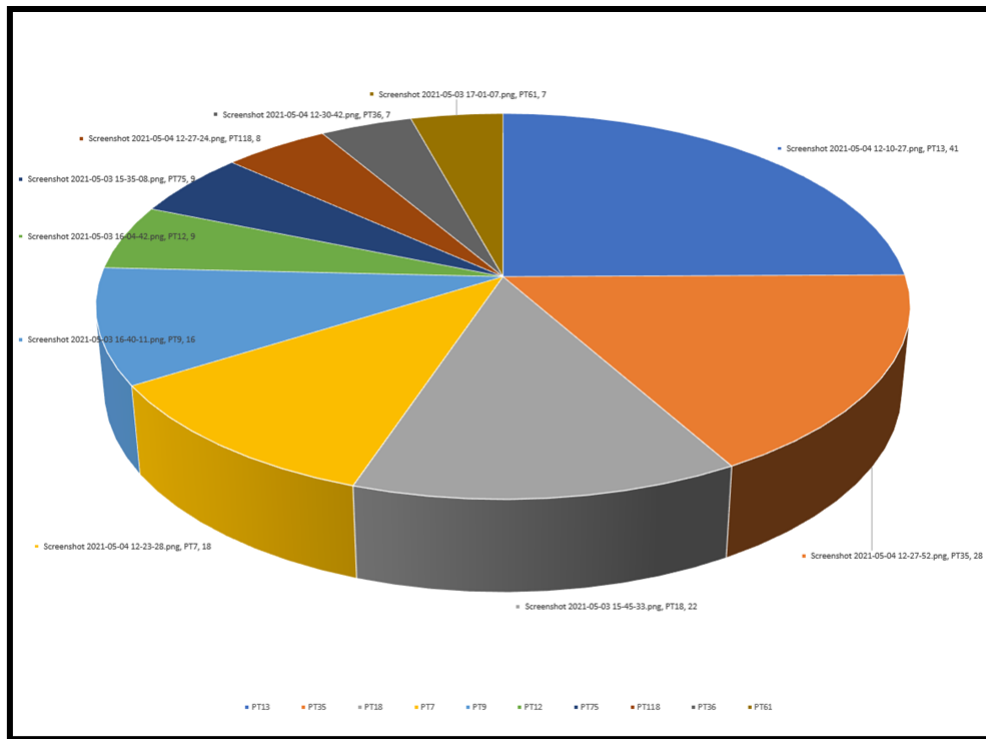


Figure 54 This is a PKAD TWINKIE Report Chart This chart shows how many times a particular voted oval match appears within any given batch. Duplicate or "Twinkie" Images indicate both fraudulent votes cast and/or duplicated ballots

## EQUAL PROTECTION UNDER THE LAW IRREGULARITIES DETECTED

PKAD Systems have detected what seems to be a pattern of ignoring “equal protection under the law” practices from precinct to precinct.

***NOTE: In 2016, 2,460,421 provisional ballots were cast nationally, and 71.1 percent of these ballots were counted in full or in part. Four states—Arizona, California, New York, and Ohio—each reported that more than 100,000 provisional ballots were cast in the 2016 election.<sup>22</sup> HOWEVER, in 2020 the Maricopa County approval versus rejection rates reversed with the once approval average becoming the new rejection average.***

***In 2016, nearly 2.5 million people voted provisionally, according to the EAVS data. However, only about 1.5 million of those provisional ballots were fully counted – 214,000 more were counted in part, which some but not all states allow. (For example, if a person was registered to vote but cast a provisional ballot in the wrong district, his vote for president could be recorded but not his vote for state legislator.) All told, 28.5% of all provisional ballots cast – nearly 700,000 – ultimately weren’t counted.***

***In the 2018 off-year elections, just over 1.8 million people cast provisional ballots. A little over half of them eventually were counted in full, another 101,000 or so were partially counted, and nearly 790,000, or 42.6%, weren’t counted at all.<sup>23</sup> Once again, in historic comparisons, 2020 Provisional Ballots were rejected at a rate of almost 2x over historical voting and provisional ballot adjudication indices.***

Our systems measure and report on Provisional Ballot Acceptance and Denials on a precinct-by-precinct bases. In order to statistically evaluate the fair and unbiased nature of **PROVISIONAL ballots** and their acceptance we created a Precinct Rating System which would rate each precinct on a history of 16 running years of data. Our findings, up to this point are as follows:

- i. Our systems have detected what seems to be “unequal” decisions making when viewed by the approval or denial codes, finding similar reasons for approval with similar reasons for denial
- ii. Additionally, we find a number of precincts having strikingly similar denial codes which express the same mathematically, but are very different precincts in those registered to those who actually voted

<sup>22</sup> [https://www.eac.gov/sites/default/files/eac\\_assets/1/6/2016\\_EAVS\\_Comprehensive\\_Report.pdf](https://www.eac.gov/sites/default/files/eac_assets/1/6/2016_EAVS_Comprehensive_Report.pdf)

<sup>23</sup> <https://www.pewresearch.org/fact-tank/2020/11/10/most-mail-and-provisional-ballots-got-counted-in-past-u-s-elections-but-many-did-not/>

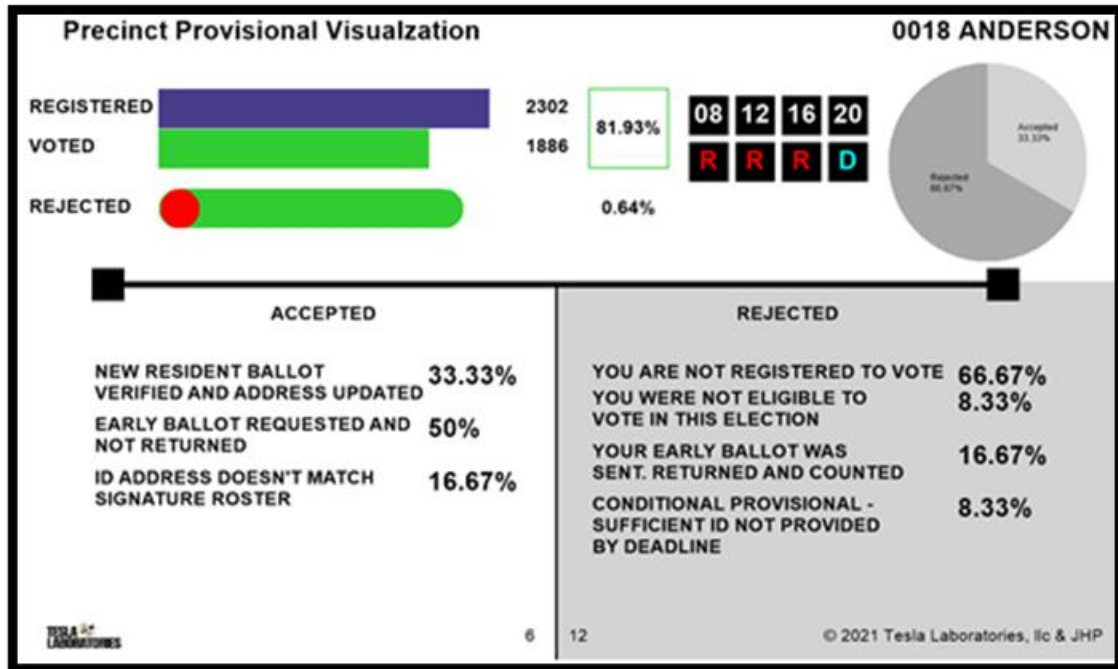


Figure 55 This is a PKAD Precinct Report Detailing Provisional Vote Acceptance and Rejection Status. Each chart includes the Precinct name, the number of registered voters, the number of voters who voted in the 2020 General Election and the accepted or rejected instances, numbers and designated "reason codes"

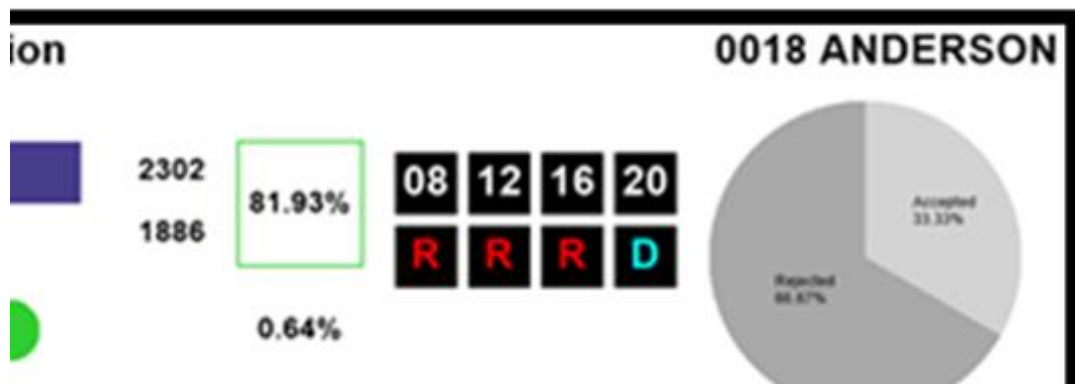


Figure 56 Each PKAD Precinct Report Contains the 2020 turn out percentage and the overall rejection percentage based on how many votes versus how many votes rejected. Of particular interest is we have created a PKAD Precinct Rating System based on the past 16 years of voting history in Maricopa County, Arizona. Viewing the data through this PKAD PRS filter it gives you an insight as to the "moves or transitions which have occurred or may be occurring within a specific precinct"

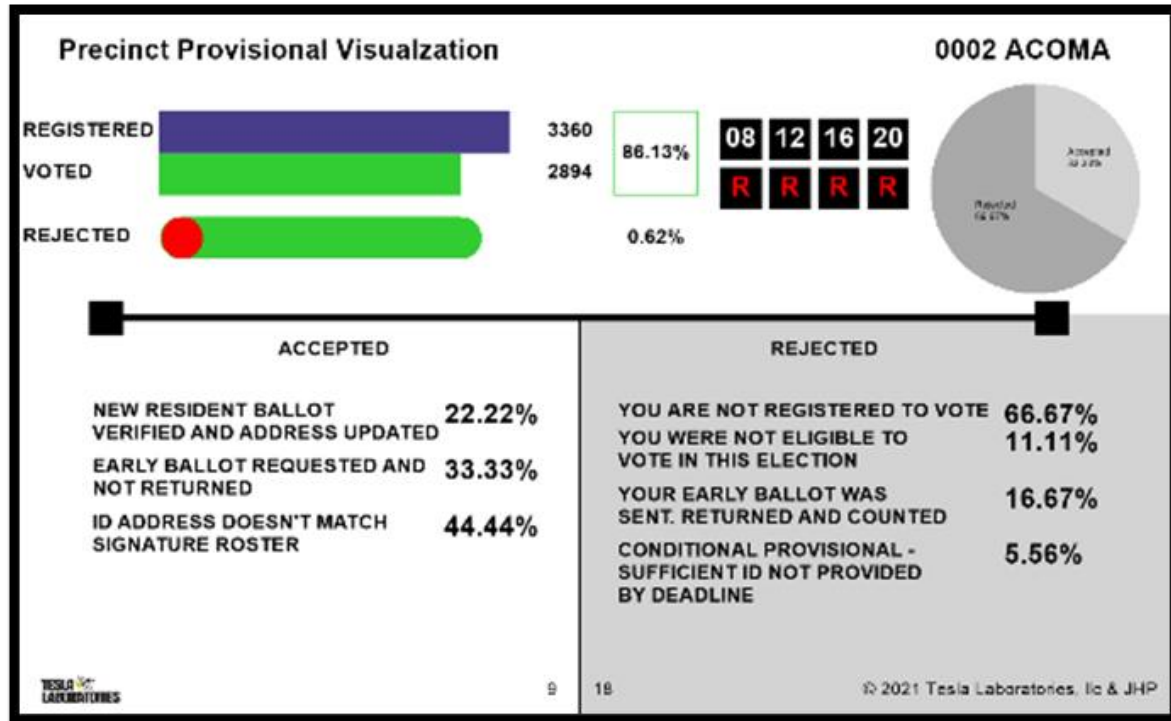


Figure 57 This represents a Precinct which for some reason seems to be ratio in-sync in certain rejection rates as another precinct. We have detected numerous instances of these similarities which should be questioned and further investigated.

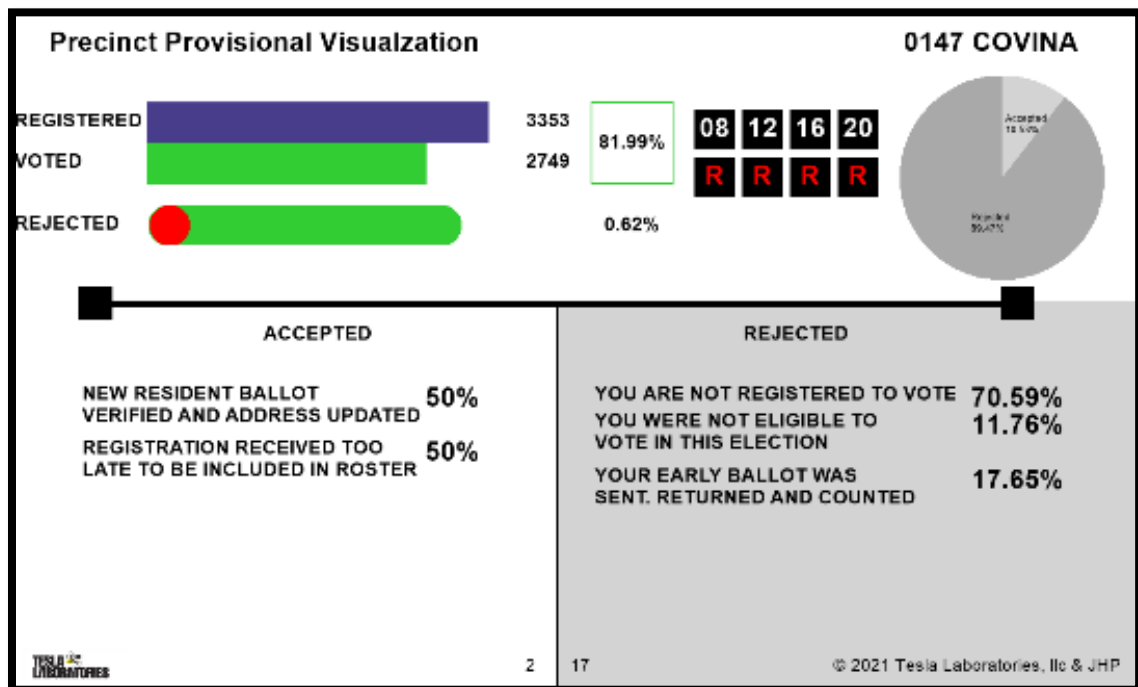
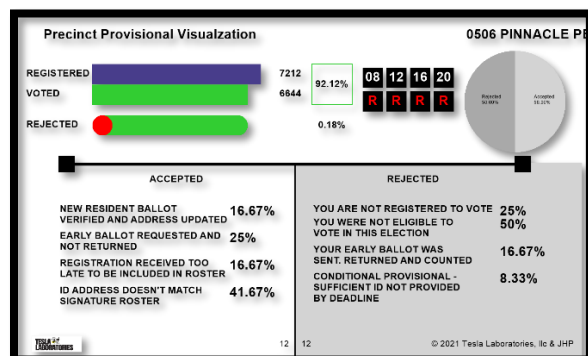
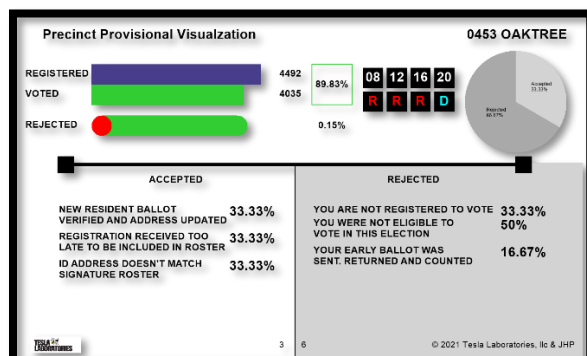
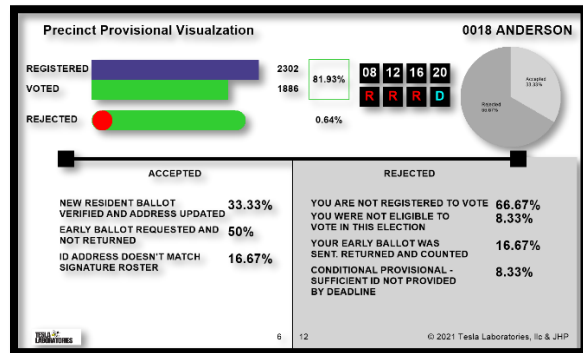
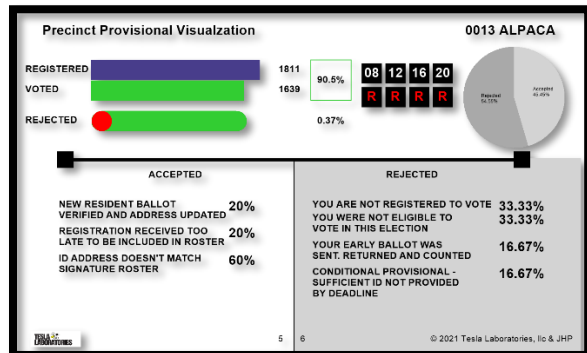
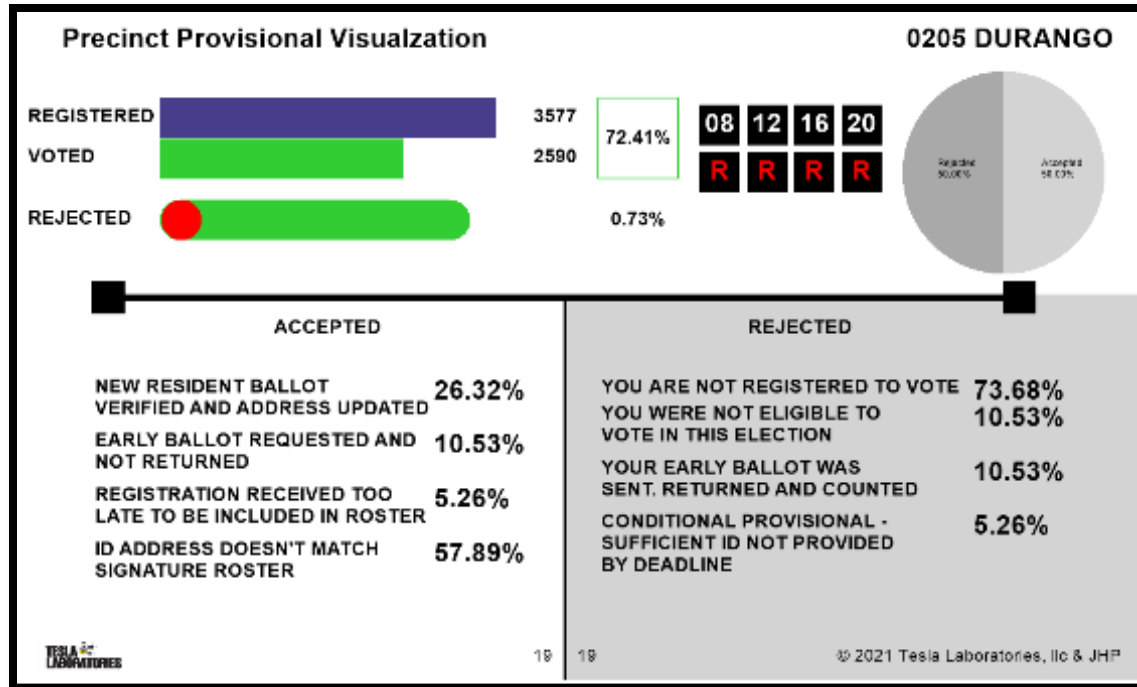
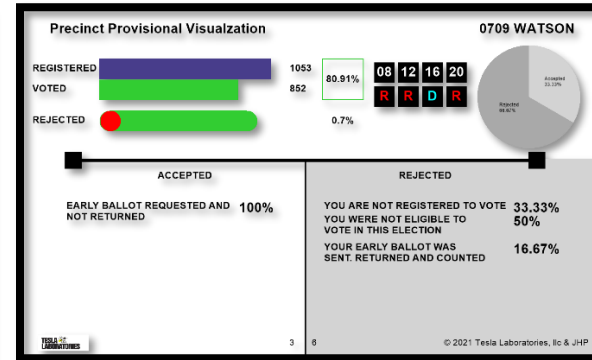
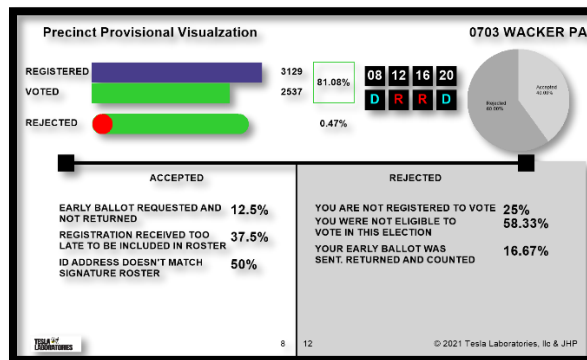
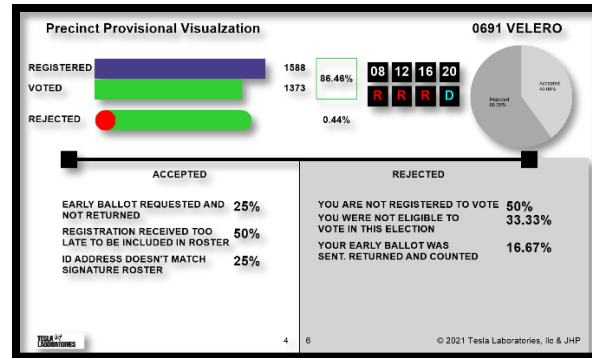
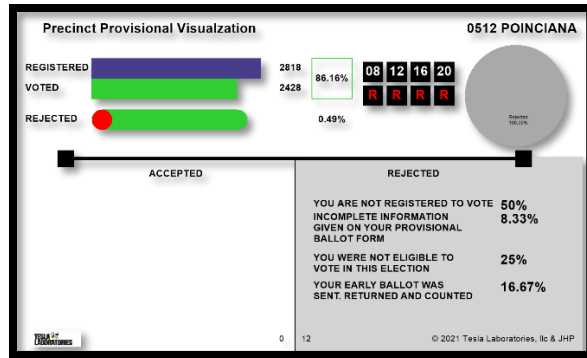


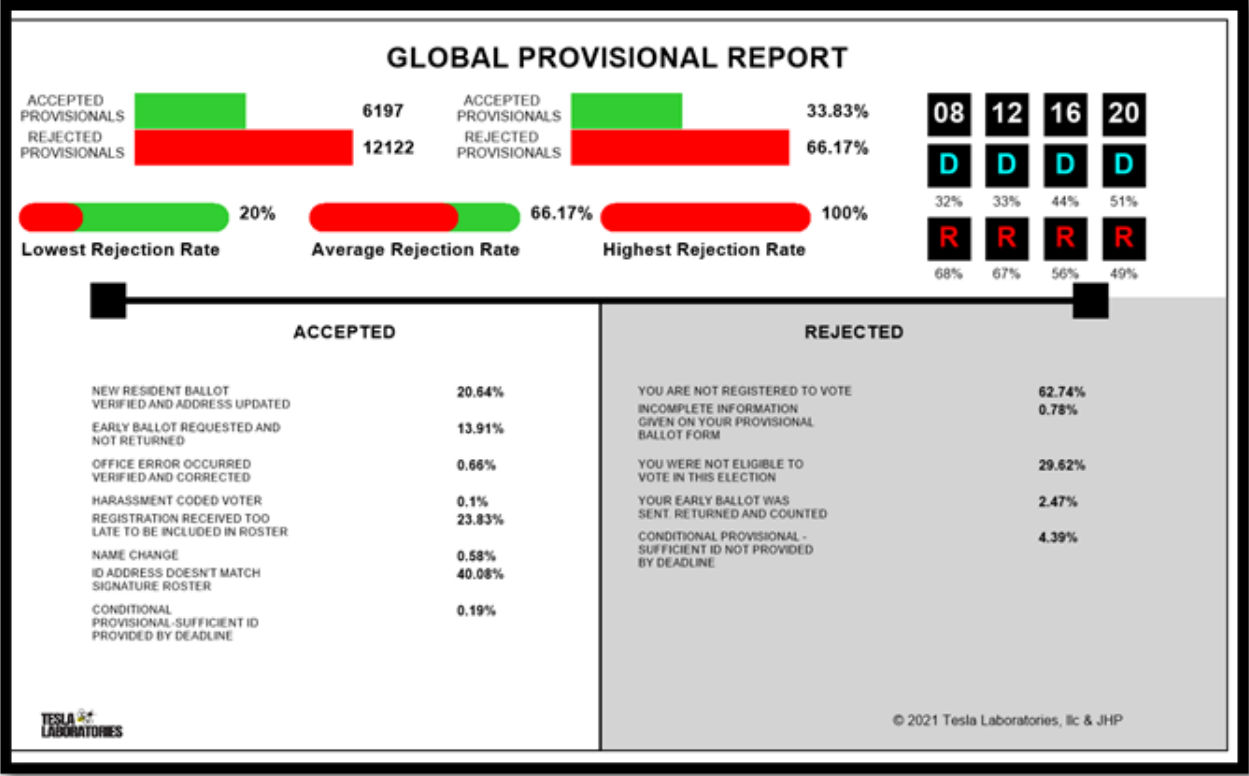
Figure 58 This particular report highlights a disturbing trend of the rejection being for "Your Early Ballot Was Sent, Returned And Counted" Once again these trends are alarming







- b. The chart below is a global overview of what happened with provisional approval and denial. As you will see there were 6197 approved provisional ballots and 12122 denied provisional ballots. Looking on balance by precinct by code one can see the decision-making discrepancies.



- c. A provisional ballot is by default a voter being faced with the prospect that their ballot will not be counted, while at the same time the voter demanded to still vote at that minute. Many people when faced with this option, knowing their vote possibly may not be counted actually depart the voting line in frustration. Most glaring contradiction in this process is when voters were face with the pronouncement ***“we show that your mail-in ballot has already been voted and counted”***.
- d. Unable to debate the fact, or prove otherwise and feeling powerless, most voters leave the polling place without casting their vote. For that reason, we're estimating that the actual number of votes who didn't cast a vote due to being told they'd have to be provisional would be somewhere between 1.40875 and 2.8175 times the 18,319 total Provisionals. This would result in between 25,806 and 51,612+ ballots not being cast. We determined this phenomenon by interviewing Maricopa County Voters, reading submitted affidavits and being supplied with information where Voters left polling stations when it was told to them, they had already voted, were not registered but said they were, told they were not able to vote in the general election but not given a clear explanation as to why, or told their voter information did not match correctly. We attribute this to a possible “frustration factor”

(during both early voting or day of voting) of such a heated and contentious election for those who chose to vote in person. Many have reported leaving (specifically EV instances) and not returning due to frustrations or an increased lack of confidence in the voting process). Our formula is derived from both interviews, reports, social media monitoring and affidavits.

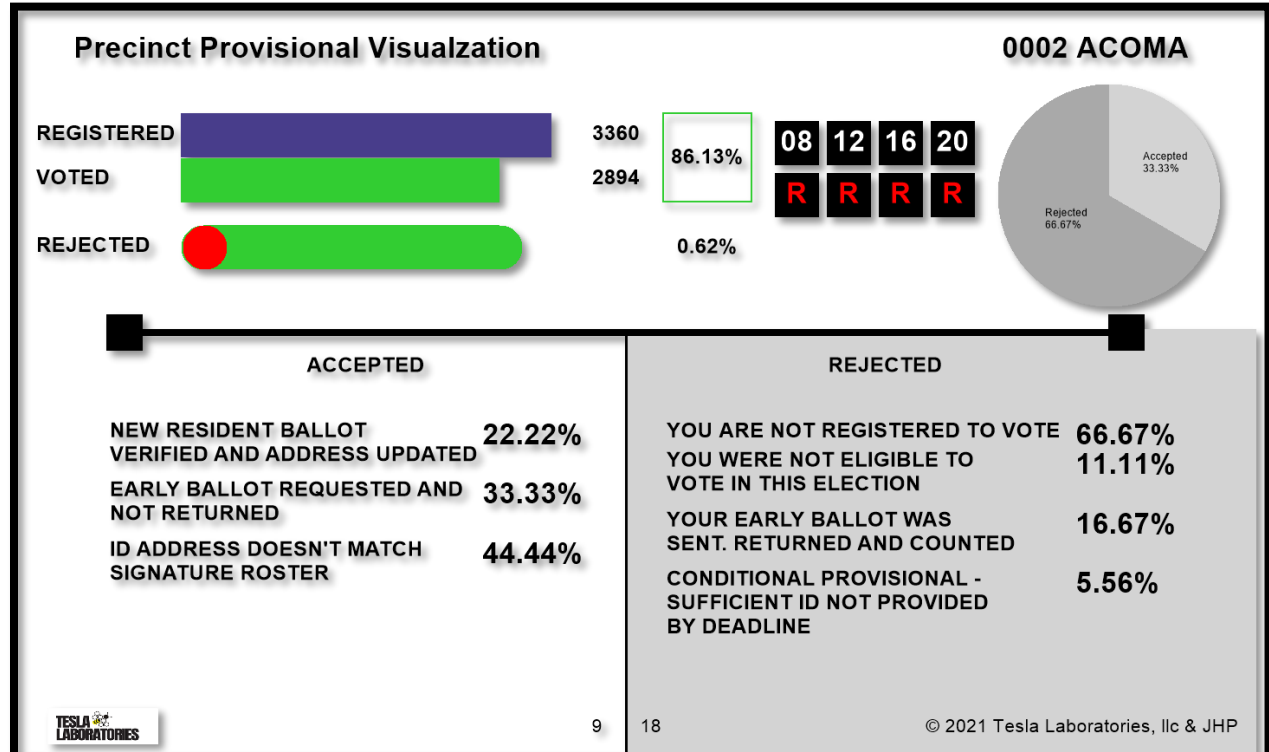
## MOST NOTABLE DATA ANOMALY

When reviewing the Provisional Ballot Acceptance and Rejection Codes for the 2020 General Election we detect an interesting anomaly.

Provisional Ballots by nature are usually reserved for individuals who show up at a voting precinct and during the process of obtaining a ballot to vote are informed their ballot will need to be cast provisionally.

We noticed in numerous Maricopa Precincts voters were meet with the Provisional Code which states ***“Your Early Ballot Was Sent, Returned and Counted”***. In short, you already voted by mail. The nature of a provisional ballot being voted even after someone has been told their vote had already been cast, is usually when the person insists, they have not voted by mail in ballot, and they want to make sure their vote is cast in person. We think of such as a “protest by the voter to election officials” that something is wrong and there should not be an existing vote for them already in the record.

This trend happened with great frequency in the 2020 Maricopa County General Election. We will display a few of these occurrences here in the following Precinct Provisional Visualization Charts: (more commentary following charts begins at page 66)





## Precinct Provisional Visualization

0011 ALEXANDER

REGISTERED



5153

VOTED



4701

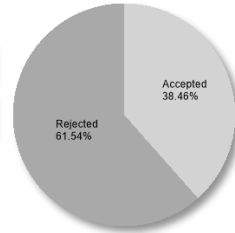
91.23%

08	12	16	20
R	D	D	D

REJECTED



0.17%



## ACCEPTED

NEW RESIDENT BALLOT  
VERIFIED AND ADDRESS UPDATED 20%

REGISTRATION RECEIVED TOO  
LATE TO BE INCLUDED IN ROSTER 40%

ID ADDRESS DOESN'T MATCH  
SIGNATURE ROSTER 40%

## REJECTED

YOU ARE NOT REGISTERED TO VOTE 37.5%

YOU WERE NOT ELIGIBLE TO  
VOTE IN THIS ELECTION 50%

YOUR EARLY BALLOT WAS  
SENT. RETURNED AND COUNTED 12.5%



5

8

© 2021 Tesla Laboratories, Ilc &amp; JHP

## Precinct Provisional Visualization

0013 ALPACA

REGISTERED



1811

VOTED



1639

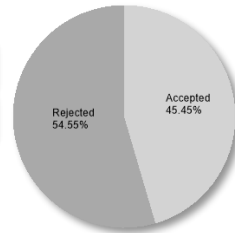
90.5%

08	12	16	20
R	R	R	R

REJECTED



0.37%



## ACCEPTED

NEW RESIDENT BALLOT  
VERIFIED AND ADDRESS UPDATED 20%

REGISTRATION RECEIVED TOO  
LATE TO BE INCLUDED IN ROSTER 20%

ID ADDRESS DOESN'T MATCH  
SIGNATURE ROSTER 60%

## REJECTED

YOU ARE NOT REGISTERED TO VOTE 33.33%

YOU WERE NOT ELIGIBLE TO  
VOTE IN THIS ELECTION 33.33%

YOUR EARLY BALLOT WAS  
SENT. RETURNED AND COUNTED 16.67%

CONDITIONAL PROVISIONAL -  
SUFFICIENT ID NOT PROVIDED  
BY DEADLINE 16.67%



5

6

© 2021 Tesla Laboratories, Ilc &amp; JHP

## Precinct Provisional Visualization

0018 ANDERSON

REGISTERED



2302

VOTED



1886

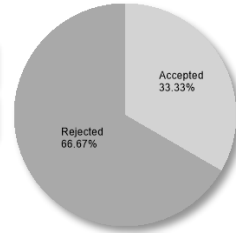
81.93%

08	12	16	20
R	R	R	D

REJECTED



0.64%



## ACCEPTED

NEW RESIDENT BALLOT  
VERIFIED AND ADDRESS UPDATED 33.33%

EARLY BALLOT REQUESTED AND  
NOT RETURNED 50%

ID ADDRESS DOESN'T MATCH  
SIGNATURE ROSTER 16.67%

## REJECTED

YOU ARE NOT REGISTERED TO VOTE 66.67%

YOU WERE NOT ELIGIBLE TO  
VOTE IN THIS ELECTION 8.33%

YOUR EARLY BALLOT WAS  
SENT. RETURNED AND COUNTED 16.67%

CONDITIONAL PROVISIONAL -  
SUFFICIENT ID NOT PROVIDED  
BY DEADLINE 8.33%



6

12

© 2021 Tesla Laboratories, Ilc &amp; JHP

## Precinct Provisional Visualization


0021 ANNETTE

REGISTERED



3520

VOTED



2979

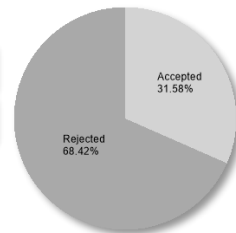
84.63%

08	12	16	20
R	R	R	R

REJECTED



0.44%



## ACCEPTED

NEW RESIDENT BALLOT  
VERIFIED AND ADDRESS UPDATED 16.67%

EARLY BALLOT REQUESTED AND  
NOT RETURNED 33.33%

REGISTRATION RECEIVED TOO  
LATE TO BE INCLUDED IN ROSTER 16.67%

ID ADDRESS DOESN'T MATCH  
SIGNATURE ROSTER 33.33%

## REJECTED

YOU ARE NOT REGISTERED TO VOTE 38.46%

YOU WERE NOT ELIGIBLE TO  
VOTE IN THIS ELECTION 30.77%

YOUR EARLY BALLOT WAS  
SENT. RETURNED AND COUNTED 15.38%

CONDITIONAL PROVISIONAL -  
SUFFICIENT ID NOT PROVIDED  
BY DEADLINE 15.38%



6

13

© 2021 Tesla Laboratories, Ilc &amp; JHP

## Precinct Provisional Visualization

0032 ASTER

REGISTERED



2355

VOTED



2101

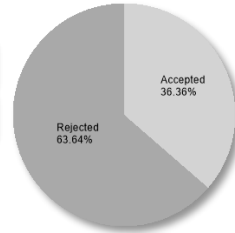
REJECTED



89.21%

08	12	16	20
R	R	R	R

0.33%



## ACCEPTED

NEW RESIDENT BALLOT  
VERIFIED AND ADDRESS UPDATED 25%

OFFICE ERROR OCCURRED  
VERIFIED AND CORRECTED 25%

REGISTRATION RECEIVED TOO  
LATE TO BE INCLUDED IN ROSTER 25%

NAME CHANGE 25%

## REJECTED

YOU ARE NOT REGISTERED TO VOTE 57.14%

YOU WERE NOT ELIGIBLE TO  
VOTE IN THIS ELECTION 28.57%

YOUR EARLY BALLOT WAS  
SENT. RETURNED AND COUNTED 14.29%



4

7

© 2021 Tesla Laboratories, Ilc &amp; JHP

## Precinct Provisional Visualization

0040 BALSZ

REGISTERED



4705

VOTED



2999

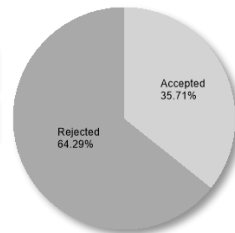
REJECTED



63.74%

08	12	16	20
D	R	D	D

1.8%



## ACCEPTED

NEW RESIDENT BALLOT  
VERIFIED AND ADDRESS UPDATED 23.33%

EARLY BALLOT REQUESTED AND  
NOT RETURNED 20%

REGISTRATION RECEIVED TOO  
LATE TO BE INCLUDED IN ROSTER 20%

ID ADDRESS DOESN'T MATCH  
SIGNATURE ROSTER 36.67%

## REJECTED

YOU ARE NOT REGISTERED TO VOTE 57.41%

YOU WERE NOT ELIGIBLE TO  
VOTE IN THIS ELECTION 33.33%

YOUR EARLY BALLOT WAS  
SENT. RETURNED AND COUNTED 3.7%

CONDITIONAL PROVISIONAL -  
SUFFICIENT ID NOT PROVIDED  
BY DEADLINE 5.56%



30

54

© 2021 Tesla Laboratories, Ilc &amp; JHP

## Precinct Provisional Visualization

0063 BUCKLEY

REGISTERED



3073

VOTED



2090

68.01%

08	12	16	20
D	R	R	D

REJECTED



0.67%



## ACCEPTED

NEW RESIDENT BALLOT VERIFIED AND ADDRESS UPDATED	11.11%
EARLY BALLOT REQUESTED AND NOT RETURNED	22.22%
OFFICE ERROR OCCURRED VERIFIED AND CORRECTED	11.11%
REGISTRATION RECEIVED TOO LATE TO BE INCLUDED IN ROSTER	11.11%
ID ADDRESS DOESN'T MATCH SIGNATURE ROSTER	44.44%

TESLA  
LABORATORIES

9

## REJECTED

YOU ARE NOT REGISTERED TO VOTE	50%
YOU WERE NOT ELIGIBLE TO VOTE IN THIS ELECTION	21.43%
YOUR EARLY BALLOT WAS SENT. RETURNED AND COUNTED	14.29%
CONDITIONAL PROVISIONAL - SUFFICIENT ID NOT PROVIDED BY DEADLINE	14.29%

14

© 2021 Tesla Laboratories, Ilc &amp; JHP

## Precinct Provisional Visualization

0087 CARL

REGISTERED



3774

VOTED



2446

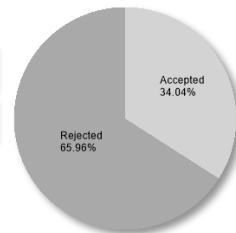
64.81%

08	12	16	20
R	R	R	D

REJECTED



1.27%



## ACCEPTED

NEW RESIDENT BALLOT VERIFIED AND ADDRESS UPDATED	25%
EARLY BALLOT REQUESTED AND NOT RETURNED	18.75%
OFFICE ERROR OCCURRED VERIFIED AND CORRECTED	6.25%
REGISTRATION RECEIVED TOO LATE TO BE INCLUDED IN ROSTER	18.75%
ID ADDRESS DOESN'T MATCH SIGNATURE ROSTER	31.25%

TESLA  
LABORATORIES

16

## REJECTED

YOU ARE NOT REGISTERED TO VOTE	67.74%
YOU WERE NOT ELIGIBLE TO VOTE IN THIS ELECTION	29.03%
YOUR EARLY BALLOT WAS SENT. RETURNED AND COUNTED	3.23%

31

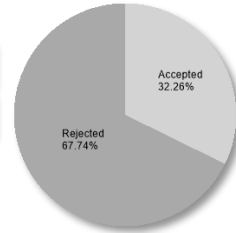
© 2021 Tesla Laboratories, Ilc &amp; JHP

## Precinct Provisional Visualization

0099 CENTRAL HIC



08 12 16 20  
 D R R D



## ACCEPTED

NEW RESIDENT BALLOT  
 VERIFIED AND ADDRESS UPDATED 30%  
 REGISTRATION RECEIVED TOO  
 LATE TO BE INCLUDED IN ROSTER 20%  
 ID ADDRESS DOESN'T MATCH  
 SIGNATURE ROSTER 50%

## REJECTED

YOU ARE NOT REGISTERED TO VOTE 47.62%  
 YOU WERE NOT ELIGIBLE TO  
 VOTE IN THIS ELECTION 42.86%  
 YOUR EARLY BALLOT WAS  
 SENT. RETURNED AND COUNTED 9.52%



10 21

© 2021 Tesla Laboratories, Ilc &amp; JHP

## Precinct Provisional Visualization

0111 CITRUS GAR



08 12 16 20  
 R R R R



## ACCEPTED

NEW RESIDENT BALLOT  
 VERIFIED AND ADDRESS UPDATED 23.53%  
 EARLY BALLOT REQUESTED AND  
 NOT RETURNED 5.88%  
 REGISTRATION RECEIVED TOO  
 LATE TO BE INCLUDED IN ROSTER 35.29%  
 ID ADDRESS DOESN'T MATCH  
 SIGNATURE ROSTER 35.29%

## REJECTED

YOU ARE NOT REGISTERED TO VOTE 80%  
 YOU WERE NOT ELIGIBLE TO  
 VOTE IN THIS ELECTION 10%  
 YOUR EARLY BALLOT WAS  
 SENT. RETURNED AND COUNTED 10%



17 20

© 2021 Tesla Laboratories, Ilc &amp; JHP



## Precinct Provisional Visualization

0112 CITRUS GRO

REGISTERED



4813

VOTED



3890

REJECTED

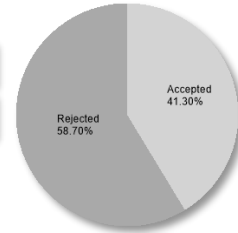


80.82%

08 12 16 20

R D D R

0.69%



## ACCEPTED

NEW RESIDENT BALLOT VERIFIED AND ADDRESS UPDATED	21.05%
EARLY BALLOT REQUESTED AND NOT RETURNED	15.79%
OFFICE ERROR OCCURRED VERIFIED AND CORRECTED	5.26%
REGISTRATION RECEIVED TOO LATE TO BE INCLUDED IN ROSTER	15.79%
ID ADDRESS DOESN'T MATCH SIGNATURE ROSTER	42.11%



19

## REJECTED

YOU ARE NOT REGISTERED TO VOTE	62.96%
INCOMPLETE INFORMATION GIVEN ON YOUR PROVISIONAL BALLOT FORM	3.7%
YOU WERE NOT ELIGIBLE TO VOTE IN THIS ELECTION	18.52%
YOUR EARLY BALLOT WAS SENT. RETURNED AND COUNTED	7.41%
CONDITIONAL PROVISIONAL - SUFFICIENT ID NOT PROVIDED BY DEADLINE	7.41%

27

© 2021 Tesla Laboratories, Ilc &amp; JHP

## Precinct Provisional Visualization


0144 COTTONWOC

REGISTERED



4581

VOTED



4127

REJECTED

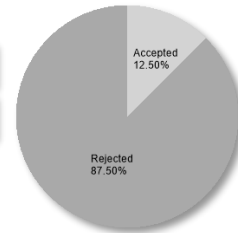


90.09%

08 12 16 20

D R R R

0.17%



## ACCEPTED

REGISTRATION RECEIVED TOO LATE TO BE INCLUDED IN ROSTER	100%
--	------



1

## REJECTED

YOU ARE NOT REGISTERED TO VOTE	57.14%
YOU WERE NOT ELIGIBLE TO VOTE IN THIS ELECTION	28.57%
YOUR EARLY BALLOT WAS SENT. RETURNED AND COUNTED	14.29%

7

© 2021 Tesla Laboratories, Ilc &amp; JHP

## Precinct Provisional Visualization

0147 COVINA

REGISTERED



3353

VOTED



2749

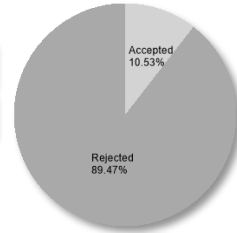
REJECTED



81.99%

0.62%

08	12	16	20
R	R	R	R



## ACCEPTED

NEW RESIDENT BALLOT  
VERIFIED AND ADDRESS UPDATED **50%**

REGISTRATION RECEIVED TOO  
LATE TO BE INCLUDED IN ROSTER **50%**

## REJECTED

YOU ARE NOT REGISTERED TO VOTE **70.59%**

YOU WERE NOT ELIGIBLE TO  
VOTE IN THIS ELECTION **11.76%**

YOUR EARLY BALLOT WAS  
SENT. RETURNED AND COUNTED **17.65%**



2

17

© 2021 Tesla Laboratories, llc &amp; JHP

## Precinct Provisional Visualization

0165 DANYELL

REGISTERED



3908

VOTED



2793

REJECTED



71.47%

0.9%

08	12	16	20
D	R	R	D



## ACCEPTED

NEW RESIDENT BALLOT  
VERIFIED AND ADDRESS UPDATED **27.27%**

EARLY BALLOT REQUESTED AND  
NOT RETURNED **9.09%**

REGISTRATION RECEIVED TOO  
LATE TO BE INCLUDED IN ROSTER **45.45%**

ID ADDRESS DOESN'T MATCH  
SIGNATURE ROSTER **18.18%**

## REJECTED

YOU ARE NOT REGISTERED TO VOTE **64%**

YOU WERE NOT ELIGIBLE TO  
VOTE IN THIS ELECTION **24%**

YOUR EARLY BALLOT WAS  
SENT. RETURNED AND COUNTED **8%**

CONDITIONAL PROVISIONAL -  
SUFFICIENT ID NOT PROVIDED  
BY DEADLINE **4%**



11

25

© 2021 Tesla Laboratories, llc &amp; JHP

**What we are unable to reconcile is the very high instance of this “Provisional Rejection Code” (Code B13) due to the following seemingly “disappearance” of CodeB3 post-election day. The following logic is used:**

When a person is handed a Provisional Ballot (which occurs when voting in-person) someone from the county’s office has discovered the voters “ballot was mail, returned and counted”

1. This literally means the county voting precinct is able to see and verify the existence of a mail-in vote as having been recorded at that specific moment in time
2. At the end of Election day, it was reported Maricopa County had only counted ***between 30% and 35% of the actual mail-in ballots*** due to the tremendous volume of mail-in ballot used in the election
3. The net global percent of Provisional Ballots is 2.47% of total rejections under Code B13
4. Utilizing 1,702,981 as the total number of mail-in ballots, and 35% as the “official opened and counted as of EOD November 3, 2020”, then 596,043 mail-in ballots would have been the number “in-system” at the time of the Provisional Code B13 being determined
5. Therefore, 1,106,938 ballots were ostensibly counted in the 10 days following Election Day (as reported by Maricopa County as being needed to count the excess mail-in ballots)
6. These already counted 596,043 ballots yielded 300 Code B13 Provisional Vote Rejections
7. Applying the same simple math and logic, when the remainder of the mail-in ballots were counted and totaled 10 days later, there should have been located at least 557 ballots of the inverse. Inverse being ***“an attempt to vote twice”*** (which Code B13 implies) but of the nature of voted by mail and then voted in person As well, would not be discovered until the totality of the mail-in ballots were counted. **Of specific note is a rejected mail-in vote code does not appear in any of the final records.**

**This brings us to what we are unable to reconcile.**

**Q1-** If the mail-in votes were so lagging in counting, how did so many precincts report Code B13 “Your Early Ballots Was Sent, Returned and Counted”? and,

**Q2-** If the phenomena of people attempting to vote twice was to have been statistically proven as an “authentic data point” then why does the existence of the Code B13 completely disappear in the remaining 1,106,938 ballots which were yet to be counted? **Again, Of specific note is a rejected mail-in vote code does not appear in any of the final records.**

Following the logic that in order to even be able to access and apply a Provisional Code B13 that mail-in ballots must have been accounted for and known by the EOD of Election Day, therefore what were the other 10 days of counting needed for?

Is it possible that all mail-in ballots were in fact known and accounted for EOD on Election Day (this proven by the mere existence of the application of Provisional Code B13 across numerous Maricopa Precincts) and the time needed was not actually for counting mail-in ballots which were uncounted, but in the time needed to swap out or replace legitimate ballots with ballots which had been scalped, gathered and collected from the numerous over mailing of ballots to voters with only one voter present at the resident?

**Or could these ballots be accounted for as part of the missing 605,494 mail-in ballots shown as mailed but to date have been unaccounted for?**

Since the mailing of a ballot to a voter is an admission by the State of the system believing a qualified registered voter lives at that address. Said mail-in ballot allows for any number of these “605,494 unaccounted for but mailed ballots” to be used by nefarious actors to “count/collect/ or present” what looks like legally voted ballot. This would in fact be an official and legal ballot, but a ballot that was voted illegally.

**Could these nefariously collected and voted ballots then simply swapped for the legal ballots of voters who may have voted a different way?**

**If in fact ballots were swapped in a nefarious manner, what happened to the legally voted ballots which were cast and opened but held in abeyance?**

**Could those legal ballots have been collected and subsequently destroyed after being replaced?**

## DEAD VOTERS VOTED

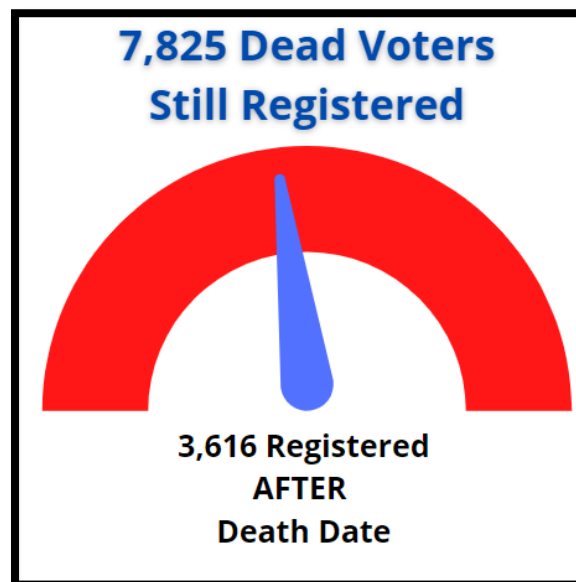
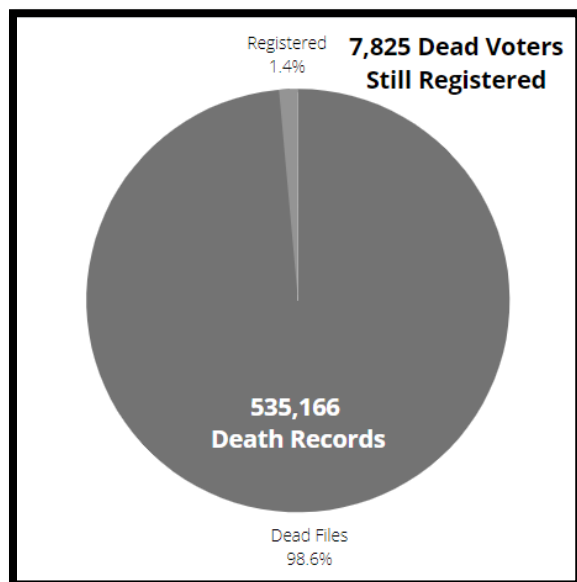
**Maricopa County reports approximately 2,607,371 registered voters.**

As part of our PKAD Investigation, in order to understand where potential problem areas could exist within the Maricopa County Election System, we gathered all death records for any individuals known to have died in Maricopa County Arizona since the year 1900.

After eliminating any file irregularities, duplicated death records and incomplete death records we ended up with a list of 535,166 individual death records. These records were comprised of first and last name of individuals (middle name if provided), date of birth as listed on death certificate, date of death, county, and address of individual at the time of death.

Our team processed 535,166 known dead individuals against information showing Registered Maricopa County Arizona Records. If the names, date of birth and location of the individual matched the Maricopa County Voter Rolls a voter registration number was then added to our database.

**These are the result of our findings:**





# **7,825 Dead Voters Still Registered**



**5470 (69.904%) Of These  
Voters Voted in  
Maricopa County in the  
2020 General Election**

### **ISSUES, CONCERNS, FINDINGS AND POSSIBLE REFFERALS FOR INVESTIGATION**

1. "...our current level of analysis leads us to estimate that in excess of 118,478 ballots (or greater) could be of questionable origins or standards.
2. "...our estimates suggest that in excess of 75,000 potential votes were canceled, scrubbed, or compromised due to non-compliance to normal election standards and laws, combined with nefarious actions and malfeasance"
3. "...based on a unique phenomenon of a voter finding their "vote had already been cast, received and counted", we estimate a "turned-away voter" rejection rate could represent number exceeding 51,612 voters – who were turned away from the polls" (see comment page 58 – paragraph 3)
4. "...rejected, compromised, illegal and nefarious votes could represent 245,090 ballots/votes" (estimated total ballots not compliant, or questionable)
5. "...unauthorized and/or non-compliant ballot papers are estimated to compromise 314,182 ballots cast" (see Pages 26 – 34)
6. "...we have detected what we label as "ballot stuffing" to increase the votes for individual candidates, in what we define as possible nefarious cast ballots being inserted into the system, in bulk and from a centralized collection location" (see Page 35 – Figure 39)
7. "...due to COVID restrictions polling locations were pushed down to a representation of polling locations at the rate of 4.37 to 1 (4.37 individual precincts merged into 1 polling location), the average ballot box/bag should represent from 4.37-to-21 average precincts in any given batch – this cadence of precincts is not currently holding across all boxes and batches of ballots"
8. "... we have detected boxes/batches with excess of 100 precincts inserted into one voting batch, with some over 300 individual precincts in one batch. These occurrences, in our estimation (with consideration given to EV, EIP, ED coding) point to batch loading of illegal or nefarious ballots"
9. "We believe unauthorized color printing and casting of ballots of what appear to be official ballots was conducted"
10. "...what we define as counterfeit ballots have been detected in multiples"
11. "...ballot batches display significant odd combinations of flat, hand folded and machine folded ballots in which are not in sync with how ballots are collected and tallied"

12. "... at least, 10 different forms of unauthorized ballot papers have been detected by our systems, of which are none of the specific types of ballot papers which should occur as reported by Maricopa County are detected in certain types of ballots counted."

13. "... the uncontrolled use of unauthorized ballot papers seems to have contributed to the possibility of cancelled votes, votes read as marked out and an excessive ballot adjudication process" (see page

14. "...what can only be considered an egregious lack of standards, compliance, management oversight and protecting of a citizens vote has been detected within the calibration settings of the overall ballot printing"

15. "...the lack of standards, compliance, management oversight and protecting of a citizens vote indicate that a significant number of legitimately cast votes were not counted and this seems to have occurred in certain precincts over other precincts"

16. "...on a precinct-by-precinct measurement of the data and analysis we can only conclude that different standards and operations were run on a precinct-by-precinct basis and equal protection under the law was not affording the voters of Maricopa County Arizona"

17. "... third party programs were inserted into the tally process which may have automatically canceled votes, unknown to adjudicators"<sup>24</sup>, <sup>25</sup>, <sup>26</sup>, <sup>27</sup>

18. "...found the potential for automatically adjudicated, canceled or questioned votes within the system. These instances range from a worst cases averages per ballot instances of 20% (or greater) to average instances between .8% to as high as 3.3%" (bleed, calibration and combined incorrect ballot paper stock – See appropriate sections herein)

19. "...currently we do not expect the count of "mechanically folded legal official ballots" to meet the 81.55% threshold"

20. "...our systems are displaying, per run greater instances of no fold detected and hand-folds found in odd higher concentrations in certain ballot boxes"

21. "...the detection of no-folds-present we consider to be a cross confirmation of potentially counterfeit ballots being presented/counted as legal mail-in ballots"

22. "have detected what seems to be "unequal" decisions making when viewed by the approval or denial codes, finding similar reasons for approval with similar reasons for denial"

<sup>24</sup> <https://www.azmirror.com/blog/ducey-signs-electronic-adjudication-bill-to-speed-ballot-counting/>

<sup>25</sup> [https://azsos.gov/sites/default/files/Electronic\\_Adjudication\\_Addendum\\_to\\_the\\_2019\\_Elections\\_Procedures\\_Manual.pdf](https://azsos.gov/sites/default/files/Electronic_Adjudication_Addendum_to_the_2019_Elections_Procedures_Manual.pdf)

<sup>26</sup> <https://roselawgroupreporter.com/2020/02/electronic-adjudication-bill-to-speed-ballot-counting-signed/>

<sup>27</sup> [https://mediaassets.abc15.com/html/data/audit/county\\_adjudication.pdf](https://mediaassets.abc15.com/html/data/audit/county_adjudication.pdf)

23. “our initial “machine versus human” individual marking of a vote oval research has detected marks (voted ovals) which preliminary reports suggest are made by machines (pre-printed ovals or duplicates of images of legal cast ballots) which possibly exceed the number of known and approved duplicated ballots”

24. “...certain ballots have color coding in both visual cues and lettered confirmation. These coded ballots have been reported by the County in specific numbers per color code. Currently the numbers given by Maricopa County do not match what our systems are detecting. This can be cause by illegal ballots, copied ballots and duplicated ballots being inserted into the voting system”

25. “...color coded ballots such as Purple should appear in approximately 28% of the counted ballots, just as Green should appear 6.8% within the ballots cast. Currently our systems are not detecting color coded ballots in sync with precincts where said color ballots should appear”

The following are the forensic data, image research programs and standards we are processing at the time of this report. Each program reports back finding at a different process rate; however, this report will give overview of current reports and sampling as we complete our work. The programs are listed by our internal nick names:

## Programs Running

### Nick-Titled and Functions

CALIRATE	Run calibration work on calibration marks and targets to identify those within and outside of industry calibration allowances	STRIP TAL	Fast image strip of Presidential field and ovid counts tracked by individual Precinct code names - double checks POTUS tally and checks for overruns of precinct printing of ballots	STRIPMINE	Front and Back high res image of ballot checking compliance, tracking all precinct and codes, tallying key races including judges and monitoring rotation sequences ALL OVALS COUNTED	TWINKIE	Runs all ovals and does voted oval pattern matching and sequencing to identify repeating patterns which could indicate machine cast ovals mimicking human marks	FIBERFIB	Automated Paper Match and Sequencing to identify # of sources used for ballot printing and possible quick copy counterfeit ballots	TERMINATOR	Identifying if ovid marks are machine made or made by human hand	CVR-DUPE	Image scan matching of scanned files, time, date of scan and seeking over batch runs and dupes. These are the ballot image scan CVR's
ADAM12	Precinct only tracking to compare ballot cast number identified as printed and cast, compared to official voting records and population data	FOLDIT	Verification of machine made official mail-in ballot folds, identifying folds are at official mail-in locations on ballots and made within compliance	HANDY	Verification of ballots, presumably folded by hand after tallied, thus possibly not legal mail-in cast or showing hack into ballot boxes for after the fact attempt at masking fraud	HEMO	Sharpie or other marking instrument used with out-of-calibration printing and wrong paperstock to create vote collision on the front of the ballot when scanned - forced adjudication	CHROMO	Identifying total number of color printed ballots with full color tabs and name designation against known records of print	ALIEN	Number and Precinct Report of Non-US Citizen Ballots and Counts		



# Programs Running

## Nick-Titled and Functions

<b>REPRO REPORT</b>	Color Ballots reproduced on BOD devices by precinct to check against Chromo Reports and Official Duplicated Ballots Reports
<b>MEASLES REPORT</b>	Tracking Each DOT of Precinct as they come back to the 172 approved areas to determine high concentration of irregular precinct ballot drops from out laying precincts
<b>IN-SYNC</b>	Mapping of timing of scan of all votes to find multiple scan machines scanning at same exact same for possible digital insertion
<b>LEMON LIME</b>	Color Ballots with Perfect Calibration Compared Against Color Ballots with OOC To Determine How Many Possible Illegal Color Ballots
<b>PURGE-MERGE</b>	Precinct matching of deleted voters to added voters and mapping of voted but not active in registration list 6 months pre and 6 months post
<b>GRAVEYARD</b>	Voter Registration Mapping of Deceased AZ citizens for the last 40 years
<b>OVA</b>	Precinct Mapping of Over Vote and Acceptance or Rejected Vote Coding
<b>PRO-V</b>	Precinct tracking mapping of provisional votes and detecting anomalies and canceled
<b>WOBBLE</b>	Precinct by Precinct accounting based on Presidential Votes seeking out of balance vote ratios compared to normal precinct splits
<b>CLONE</b>	Treating Ballot Images as a photograph and seeking 100% exact voting pattern clones without being same image file to detect possible batch ballot dupe loading
<b>BOD-ID</b>	Tracking Tally Devices and Mapping Known Tally Devices Used to see if additional unaccounted for tally devices were in use based on scanned data tracking
<b>ADAM 12 CHROMO</b>	Precinct only tracking to compare color count to BOD count to Precinct Records
<b>SORE THUMB</b>	Visually mapping all reports in a precinct to precinct overlay to allow bad precincts to stick out like sore thumb



## **FRADULENT – COUNTERFIET BALLOTS DETECTED**

*Copied from Sworn Affidavit of 08/04/2021*

*It is my belief, determined utilizing the standard of evidence upon which evidentiary rules are formed utilizing the balance of probabilities, that we have discovered the presence of counterfeit election ballots manufactured and used during the 2020 General Election conducted in Maricopa County, Arizona. Our direct research, consultation with industry professionals, forensic document examiners, official ballot printers and experts within the industry has determined that the evidence conclusively reveals ‘all of the known physical and kinematic artifact markers which tightly define a legal and official 2020 General Election Ballot for Maricopa County are noticeably absent in a sub-set of physical ballots’ and these counterfeit ballots were counted in the final election results as legal and fully compliant ballots.*

*Industry standards, guidelines and compliance documents outline specific procedures for the manufacturing and printing of official election ballots. Within these standards, laws, guidelines, and compliance recommendations it is generally accepted that legal and official mail-in ballots are produced utilizing the following standards:*

- 1. Legal and Approved Official Ballot Paper, and;*
- 2. Printed utilizing full color printing methods, and;*
- 3. Be managed, manufactured, and printed under the strict supervision and standards of an officially registered, officially contracted ‘authorized’ ballot printer utilizing printers which confirm with all industry security standards and have incorporated into their print systems certain steganographic codes, specifically hexagonal dots known as Machine Identification Codes (MIC), and;*
- 4. Election Ballots must be manufactured and printed with strict adherence to print calibration standards for printing to insure said ballots are properly machine readable and assure each voter equal protection under the law when casting and securing their vote.*

*Considering the above 4 elements are the ‘minimal requirements’ which must be present for any color ballot to be considered an official Maricopa County, Arizona 2020 General Election Mail-In Ballot, when our systems identify any specific color ballot which is missing any 2 of these 4 key identification elements it necessitates further deep forensic research to ascertain if the said ballot is an actual official ballot or something possibly mimicking that of an official ballot.*

*In this case, the sub-set of ballots described herein have been conclusively determined to be ‘illegal or forged official ballots.’ Our deep forensic research revealed additional out of compliance, highly suspicious and uniquely identifiable traits specific to this sub-set of ballots and which further confirmed these ballots as counterfeit. These additional indicators include but are not limited to:*

- A. A number of very specific differences, noted only under microscopic examination, common to every ballot in the sub-set of counterfeit ballots and completely different from the official ballots.*
- B. The same ballots in question having the appearance of irregular off-set printing and font distribution, and;*

**C.        *The same ballots in question had been further visually identified as being of a different print density and color density or chromatic response/chromatic adaptation when visually inspected by document examiners during the audit process, and;***

**D.        *The ballots in question had been recorded by physical document examiners during the audit process as having a “different texture or feel” in regard to the known official Maricopa County, Arizona 2020 General Election Ballots identified by purposive touch and sampling techniques, i.e., active tactile perception, further supported by subsequent microscopic analysis of the ballots and;***

**E.        *In conjunction with these highly conclusive natural haptic experiences, or natural kinesthetic communications, additional unique kinematic artifacts were detected which reveals the ballots in question to likely not be printed from large commercial ballot paper rolls on traditional large scale full color ballot printers, but to originate more likely from small individual run color print systems which do not result in the “kinematic detectable curl of the paper grain” being “with the grain”. Visual inspection reveals these ballots exhibiting indicators of being produced and folded against the natural grain of the paper, leaving tell-tale signs of incorrect paper curl.***

***These additional 5 elements, which are not detected when examining any color ballot which is to be considered an official Maricopa County, Arizona 2020 General Election Ballot, further supports our decision to label these ballots as “illegal or forged official ballots.”***

## PREVIOUSLY SUBMITTED PRE-PRELIMINARY REPORT (partial - attachments not included)

1. **Problem:** If the vast majority of votes cast were mail-in ballots (90%), do the ballots audited reflect (a) verifiable signs of being processed for and/or mailed, and; (b) does the percentage of ballots showing such kinematic artifacts reflect the reported percentage of mail-in voter participation (less spoiled ballots)? (c) Within the counts of ballots are their ballots counted as mail-in ballots which are not authentic mail-in ballots? (d) Do the officially reported numbers of ballots received match against the type of ballot which was audited? (e) Is there the possibility for not legal or compliant ballots to be mixed in with official and legal ballots?

## REPORT QUICK SYNOPSIS

- 605,494 mail-in ballots, shown as mailed, are unaccounted for
- Pre-Preliminary random batch selections detail different statistical ratios which conflict with official state reports and accounting
- Hand-Folded Ballots exist in a ratio which reflects they may not be early voting ballots, therefore raises question of “Why were they hand folded?”
- Are hand folded detected ballots legitimate or were there attempts to make flat ballots appear as if they have been mailed
- Is there a discrepancy between official ballots printed and what may have been printed on BOD Printers but not Early-In-Person Voting instances?
- Were “returned as undeliverable” ballots mishandled and pirated for the secure return envelope in order to be presented as a legal mail-in ballot?
- Third-Party information requests can answer many unknowns
- Should the USPO “Mail Isolation Control and Tracking Program” be utilized?

2. **Research:** For this study, our lab spot checked ballot batches at random from approximately (still to be confirmed in writing from the Maricopa Audit Prime) sixteen-hundred fifty-two (1652) official ballot boxes containing the physical and original ballots of votes cast in Maricopa County, Arizona. The following sequence of photos depicts how the digital data for study is received – EXHIBIT A

2a. The specific types of digital images examined with the PKAD-Mech Systems are provided in the following manner – EXHIBIT B

2.b The source image files are then processed utilizing computer vision, machine learning, artificial intelligence and further processed matched utilizing a convolutional neural network as follows – EXHIBIT C

2c. For determining the standard for ballot printing compliance, we utilized known legal samples of authentic Maricopa County Mail-In Ballots, which were acquired from individuals who were mailed multiple mail-in ballots to their single address. Many were addressed to past occupants who moved long ago.

## 3. Hypothesis:

Can legally compliant folds on official ballots be detected utilizing computer vision, machine learning, artificial intelligence, and convolutional neural networks (PKAD)? Once processed through this PKAD system, If the final number of audited ballots (less spoils) show no kinematic artifacts relating to being legally mailed (such as mechanical folds) greater than 8.5% of the total PKAD

Pre-Preliminary Findings Brief Only Sample Representation of Possible Analytic Judgements ballot cast, does this mean there is a compliance and/or legal issue with the status of a portion of ballots counted as legal mail-in ballots?

**The recorded totals for Maricopa ballots cast are stated to be:**

- (a) 2,089,563 (two million eight nine thousand five hundred sixty-three) ballots said to be part of the audit, and
- (b) 1,702,981 (one million seven hundred thousand two nine hundred eighty-one) were actual mail-in early voters (EV), and
- (c) 209,112 (two hundred nine thousand one hundred twelve) were recorded as early in-person with print on demand ballots (EIP)
- (d) leaving 177,470 to represent in-person-day-of-election voters

If the reported numbers are correct data analysis should reflect:

- (e) kinematic artifacts should confirm 81.5% of the ballots display mechanical folds detected (approximately)
  - (f) 10% should be detected with hand folds or a possible combination thereof, and
  - (g) 8.5% should be detected with no fold's present, thus cast as an in-person-day-of-vote
- 1) Does PKAD-Mech reporting match the numbers and percentages as reported?
  - 2) If the numbers do not match, can the discrepancy be identified?
  - 3) If there are in excess of 8.5% of ballots which are flat in nature (never folded but with an allowance for replacement by spoiled ballots), does this indicate fraudulent mail-in ballot reporting?
  - 4) Does a discrepancy indicate print-on-demand being counted as mail-in-votes when they are most assuredly not mail-in votes?
  - 5) Can the USPS system give an accurate accounting of all ballots returned to them as "undeliverable"?
  - 6) Can these returned as "undeliverable" ballots be accounted for?
  - 7) Does the possible missing returned as "undeliverable" mail-in ballots represent potential fraudulent ballots which were opened, voted, and then placed through the system?
  - 8) Do the USPS postage remittances assigned to the State to mail-out ballots confirm a ballot mailing program of at least 1,702,981 individual cases in need postage paid?
  - 9) Do the USPS postage remittances assigned to the State to mail-out ballots confirm a ballot mailing program of 3,448,181 individual cases in need postage paid?
  - 10) Does the return postage reimbursement tally from the USPS equal the number of mail-in ballots returned (less those collected and scanned in from drop boxes)?
  - 11) Do the State's financial records for USPO "postage due" payments confirm the numbers in question?
  - 12) When USPS scanned in the ballots for mailing, i.e., "return postage applied" does this number equal 1,701,981 mail-in ballots recorded?

13) Does the USPS “return postage applied” individual ballot number, when added to hand drop offs and drop boxed scanned in, confirm 1,701,981 mail-in ballots recorded

**WARNING NOTICES** The State of Arizona is one of the only states to not “officially” report how many mail-in ballots they mailed in Arizona. Subsequently, State Certified numbers for Maricopa County, Arizona have not been able to be located. As of this pre-preliminary report the State of Arizona has still not reported these number to the Federal Election Commission (FEC) and the U.S. Election Assistance Commission (EAC).

**We discovered numerous out of compliance instances of ballots not printed on official Vote Secure Paper as reported by the Maricopa County Elections Department on June 17th, 2021: “Maricopa County uses several different types of printers to ensure voters have the ability to cast a ballot in the way that works for them. No matter the mode in which a voter casts a ballot, all counted ballots are printed on VoteSecure paper. Runbeck printer printing ballots- Elections”**

We discovered extraordinarily little, if any, professional compliance oversight was applied in the handling of the mail-in ballots specifically when it comes to printing and accounting for said ballots. It is our assertion, that without the official mail-in ballots mailed numbers, combined with the official “returned as not deliverable” ballots for use as comparison for the State Certified numbers, that certain “unaccounted for and absconded returned as undeliverable ballots” could have been used to make nefarious and illegal votes appear legal and compliant when tallied by the precincts.

We advise, due to the historic and monumental nature of the number of ballots mailed from Maricopa County (record setting), that actual postal and financial records of postal transactions for said mailings be researched and collected. These should then be combined with use of the Mail Isolation Control and Tracking Program. This may take a subpoena, but it may be the only way to fully understand the true and authentic nature of the election ballots mailed from Maricopa County, Arizona. Mail Isolation Control and Tracking is an imaging system employed by the United States Postal Service that takes photographs of the exterior of every piece of mail that is processed in the United States.